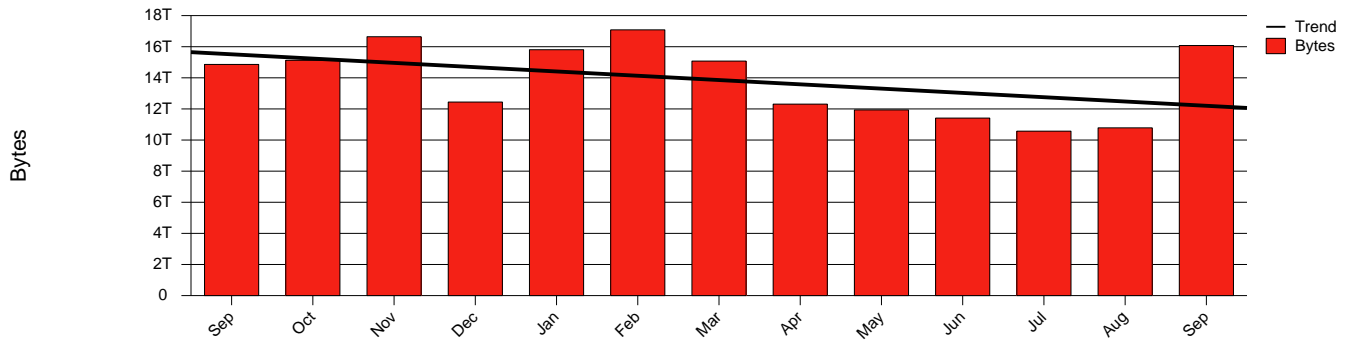
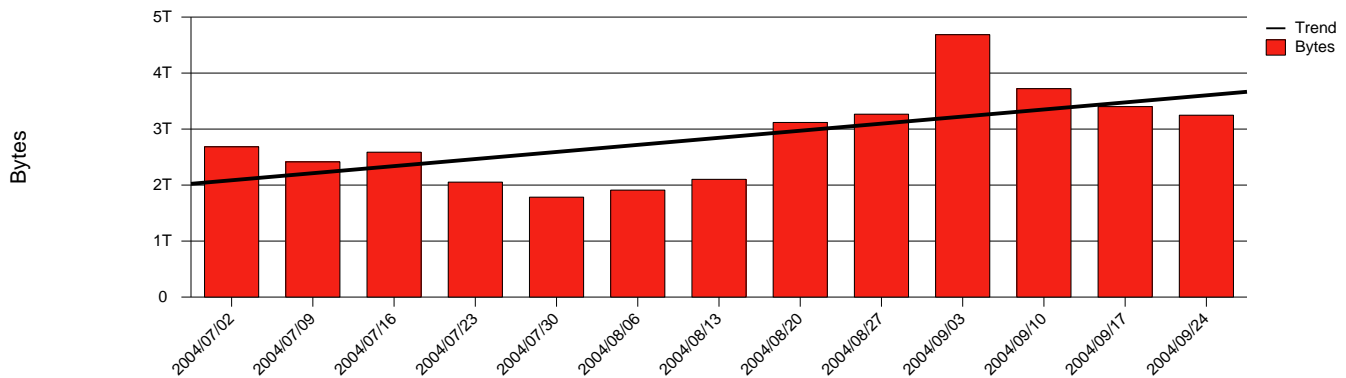


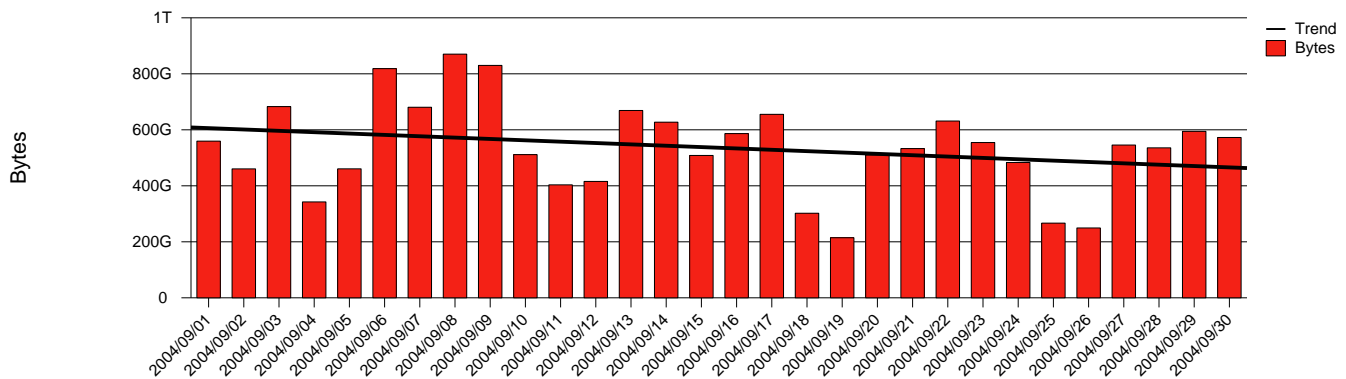
### Total Network Volume by Month



### Total Network Volume by Week



### Total Network Volume by Day



### Situations to Watch

Rank	Element Name	Variable	Threshold Value	Monthly Average		Days to (from) Threshold
				Actual	Predicted	
1	gu2-SRP(In)	Errors (% Frames)	5.000	1.392	2.546	283
2	gu1-SRP(In)	Errors (% Frames)	5.000	0.000	0.002	Increasing
3	gu2-SRP(Out)	Volume (Bandwidth %)	80.000	0.001	0.001	Increasing
4	gu1-SRP(In)	Volume (Bandwidth %)	80.000	0.990	0.773	Decreasing
5	gu1-SRP(Out)	Volume (Bandwidth %)	80.000	0.981	0.734	Decreasing
6	gu2-SRP(In)	Volume (Bandwidth %)	80.000	0.024	0.015	Decreasing