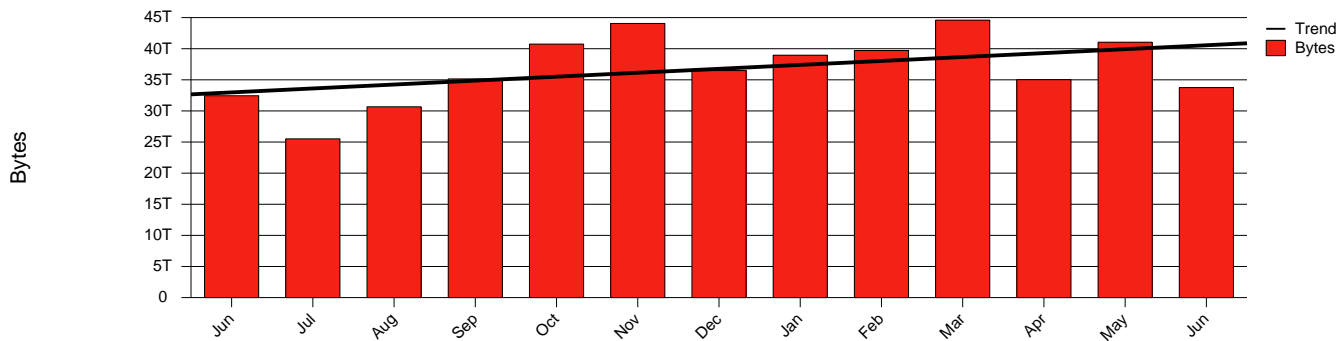


Stockholm, KTH - Monthly Health Report

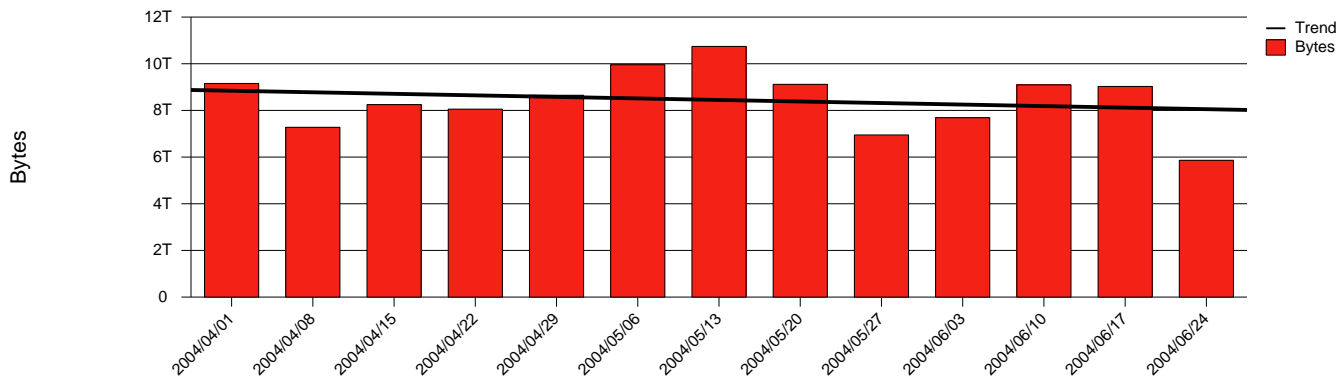
LAN/WAN

Report for 2004/06/30

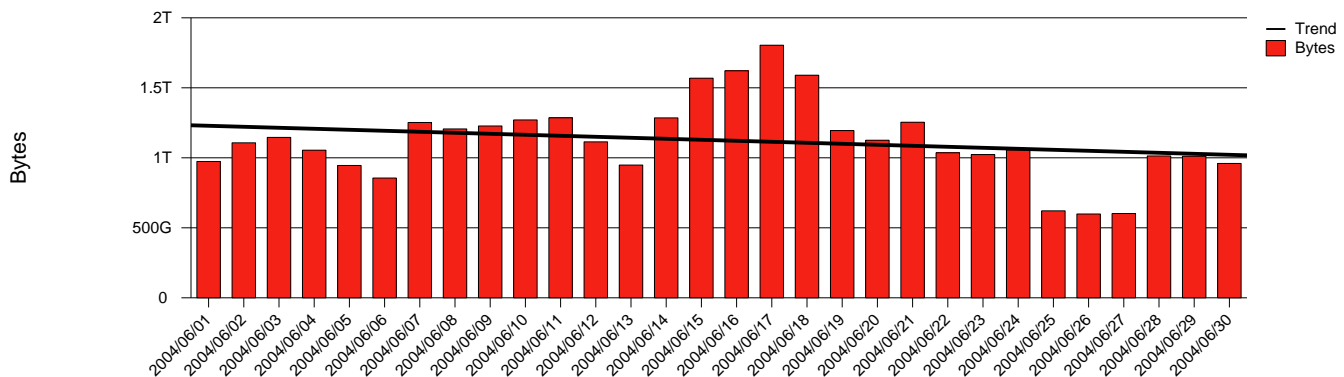
Total Network Volume by Month



Total Network Volume by Week



Total Network Volume by Day



Situations to Watch

Rank	Element Name	Variable	Threshold Value	Monthly Average		Days to (from) Threshold
				Actual	Predicted	
1	kth1-SRP(In)	Volume (Bandwidth %)	80.000	1.272	1.451	Increasing
2	kth2-SRP(Out)	Volume (Bandwidth %)	80.000	1.079	1.273	Increasing
3	kth2-SRP(In)	Errors (% Frames)	5.000	0.000	0.000	Increasing
4	kth1-SRP(In)	Errors (% Frames)	5.000	0.000	0.000	Decreasing
5	kth1-SRP(Out)	Volume (Bandwidth %)	80.000	0.996	1.016	Decreasing
6	kth2-SRP(In)	Volume (Bandwidth %)	80.000	0.843	1.186	Decreasing