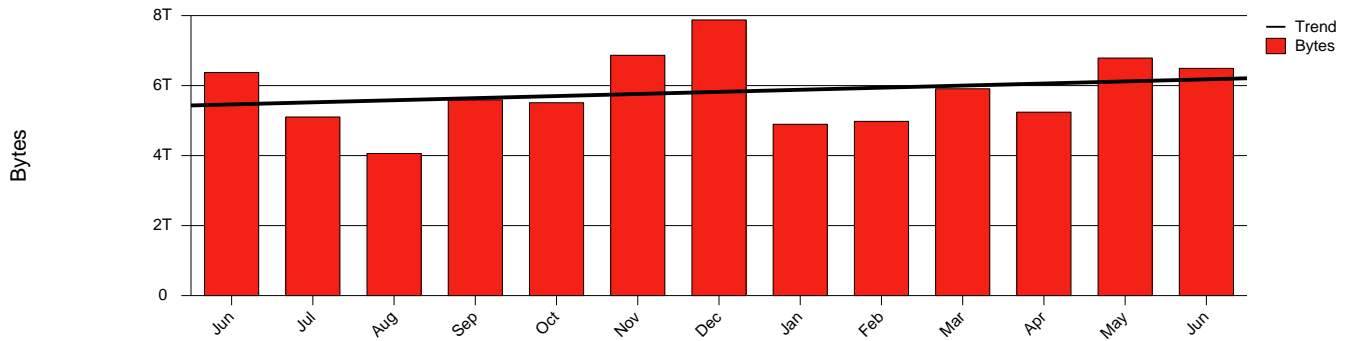


# Malmö, MAH - Monthly Health Report

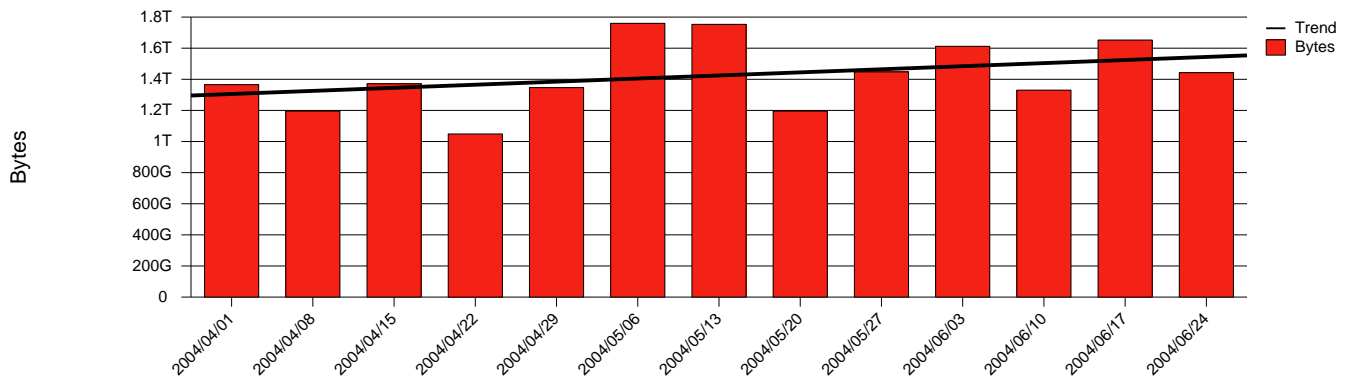
LAN/WAN

Report for 2004/06/30

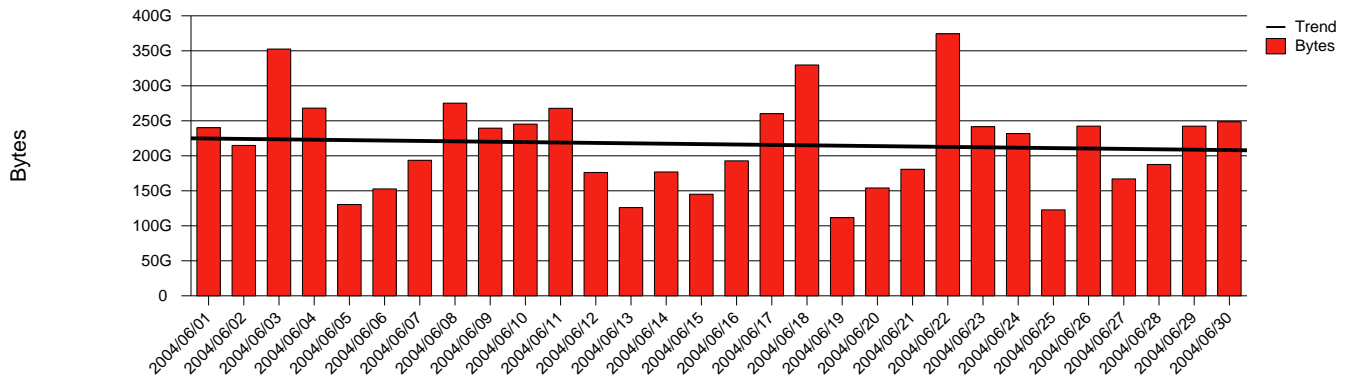
Total Network Volume by Month



Total Network Volume by Week



Total Network Volume by Day



Situations to Watch

| Rank | Element Name  | Variable             | Threshold Value | Monthly Average |           | Days to (from) Threshold |
|------|---------------|----------------------|-----------------|-----------------|-----------|--------------------------|
|      |               |                      |                 | Actual          | Predicted |                          |
| 1    | mah2-SRP(In)  | Errors (% Frames)    | 5.000           | 1.332           | 1.358     | Increasing               |
| 2    | mah2-SRP(Out) | Volume (Bandwidth %) | 80.000          | 0.455           | 0.426     | Increasing               |
| 3    | mah1-SRP(In)  | Errors (% Frames)    | 5.000           | 0.000           | 0.000     | Increasing               |
| 4    | mah1-SRP(In)  | Volume (Bandwidth %) | 80.000          | 0.269           | 0.261     | Decreasing               |
| 5    | mah1-SRP(Out) | Volume (Bandwidth %) | 80.000          | 0.065           | 0.035     | Decreasing               |
| 6    | mah2-SRP(In)  | Volume (Bandwidth %) | 80.000          | 0.017           | 0.010     | Decreasing               |