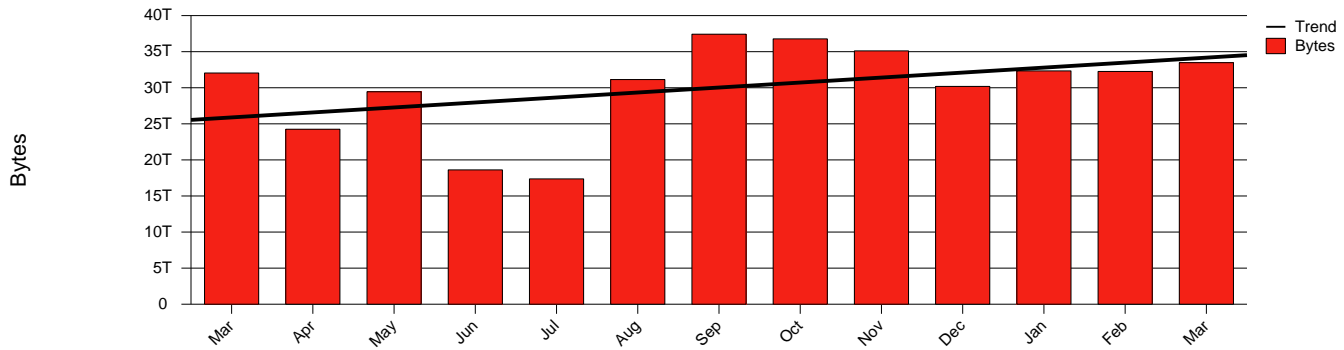


Ronneby, BTH - Monthly Health Report

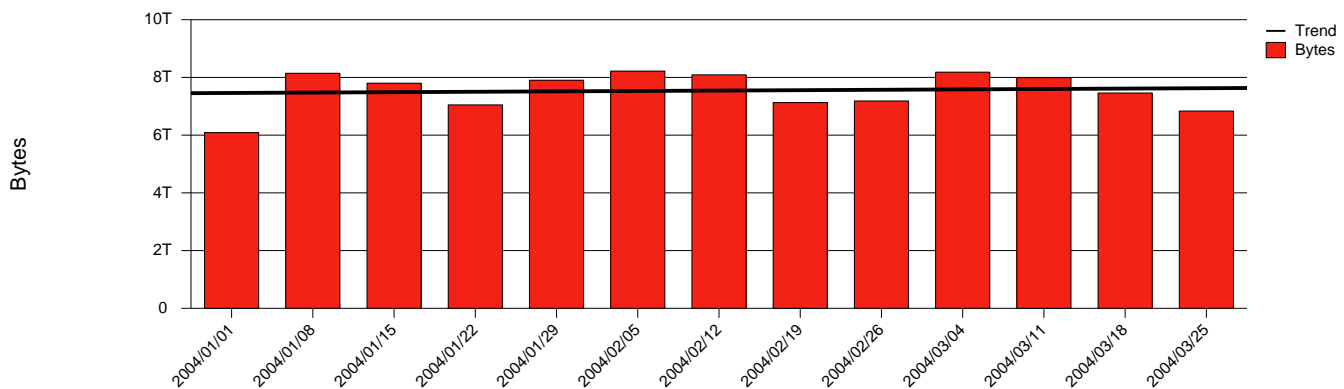
LAN/WAN

Report for 2004/03/31

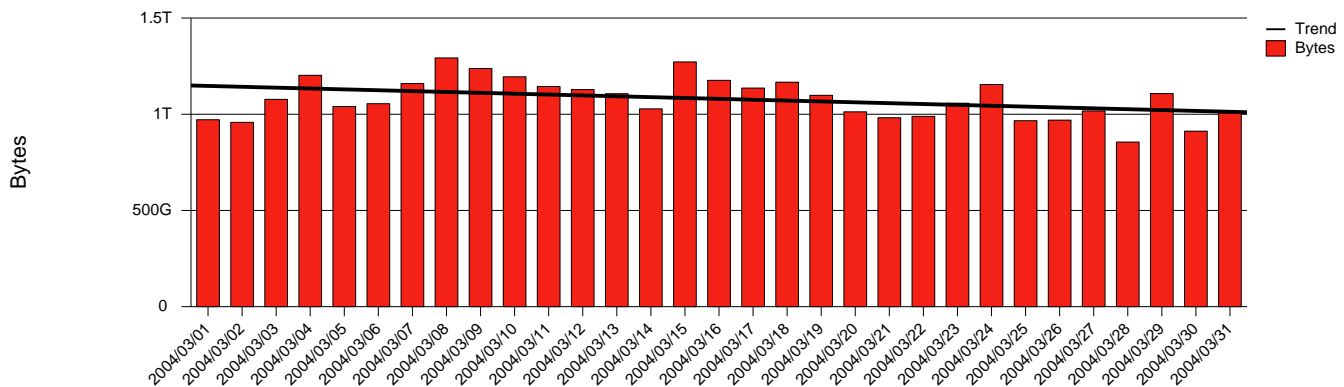
Total Network Volume by Month



Total Network Volume by Week



Total Network Volume by Day



Situations to Watch

Rank	Element Name	Variable	Threshold	Monthly Average		Days to (from) Threshold
			Value	Actual	Predicted	
1	bth1-SRP(In)	Volume (Bandwidth %)	80.000	2.089	2.216	Increasing
2	bth1-SRP(Out)	Volume (Bandwidth %)	80.000	1.935	2.005	Increasing
3	bth2-SRP(In)	Volume (Bandwidth %)	80.000	0.004	0.003	Increasing
4	bth1-SRP(In)	Errors (% Frames)	5.000	0.000	0.000	Decreasing
5	bth2-SRP(Out)	Volume (Bandwidth %)	80.000	0.000	0.000	Decreasing