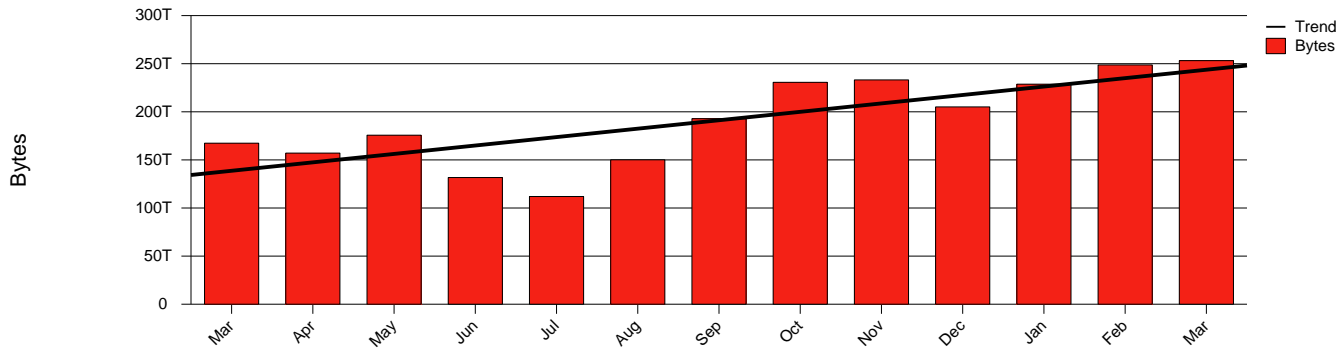


Luleå, LTU - Monthly Health Report

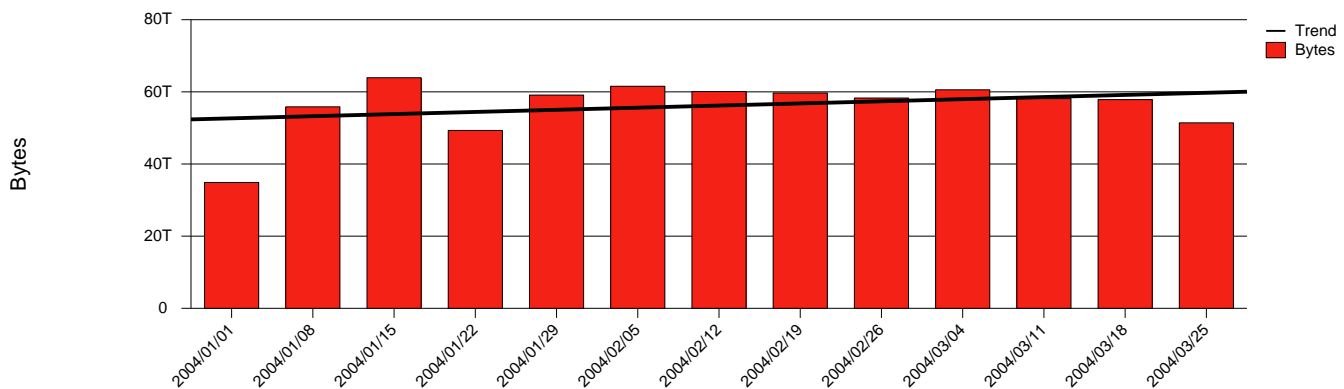
LAN/WAN

Report for 2004/03/31

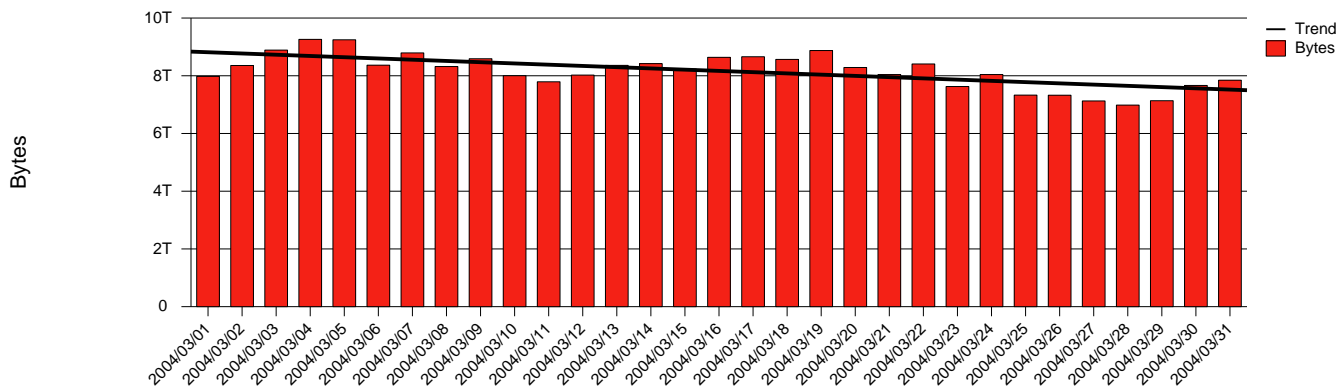
Total Network Volume by Month



Total Network Volume by Week



Total Network Volume by Day



Situations to Watch

Rank	Element Name	Variable	Threshold	Monthly Average		Days to (from) Threshold
			Value	Actual	Predicted	
1	ltu1-SRP(Out)	Volume (Bandwidth %)	80.000	17.492	17.911	Increasing
2	ltu1-SRP(In)	Volume (Bandwidth %)	80.000	12.107	11.331	Increasing
3	ltu2-SRP(In)	Volume (Bandwidth %)	80.000	0.528	0.811	Increasing
4	ltu2-SRP(Out)	Volume (Bandwidth %)	80.000	0.332	0.300	Increasing
5	ltu1-SRP(In)	Errors (% Frames)	5.000	0.000	0.000	Increasing
6	ltu2-SRP(In)	Errors (% Frames)	5.000	0.000	0.000	Decreasing