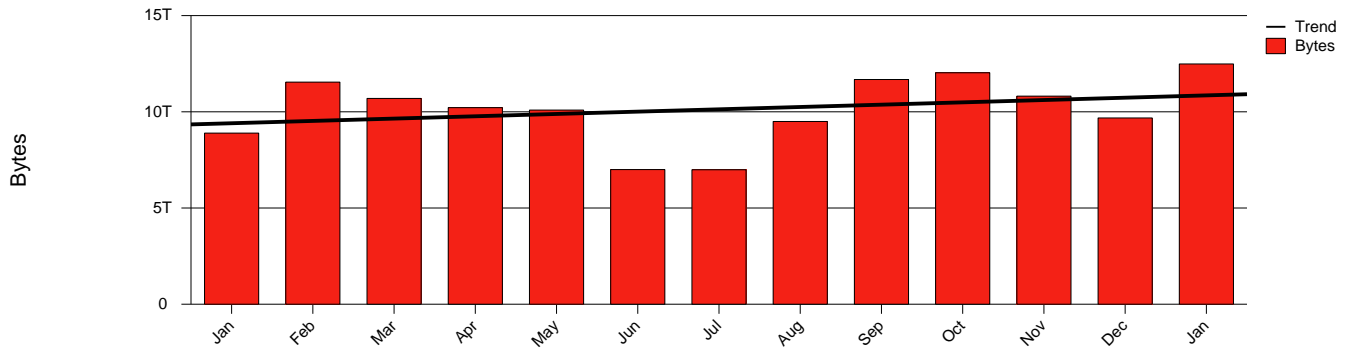


# Sthlm-SU-Monthly Health Report

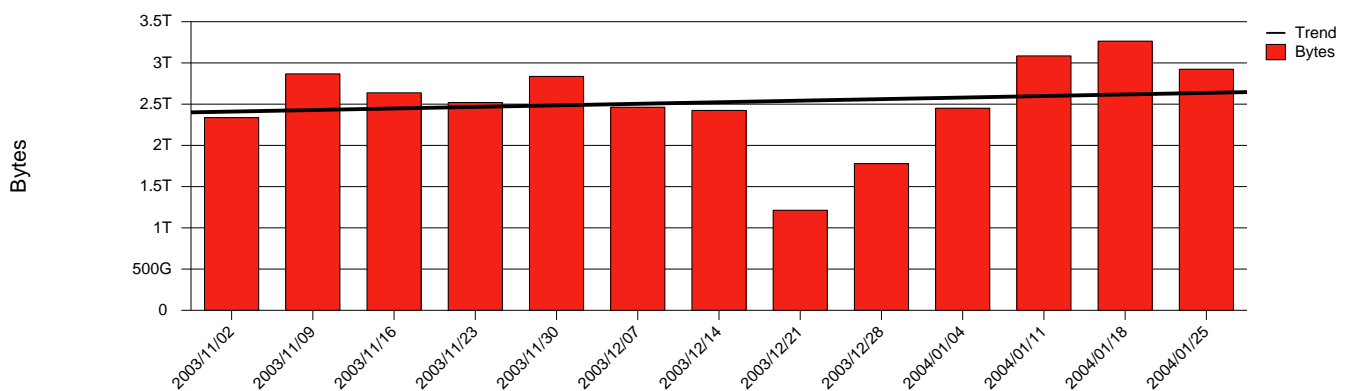
LAN/WAN

Report for 2004/01/31

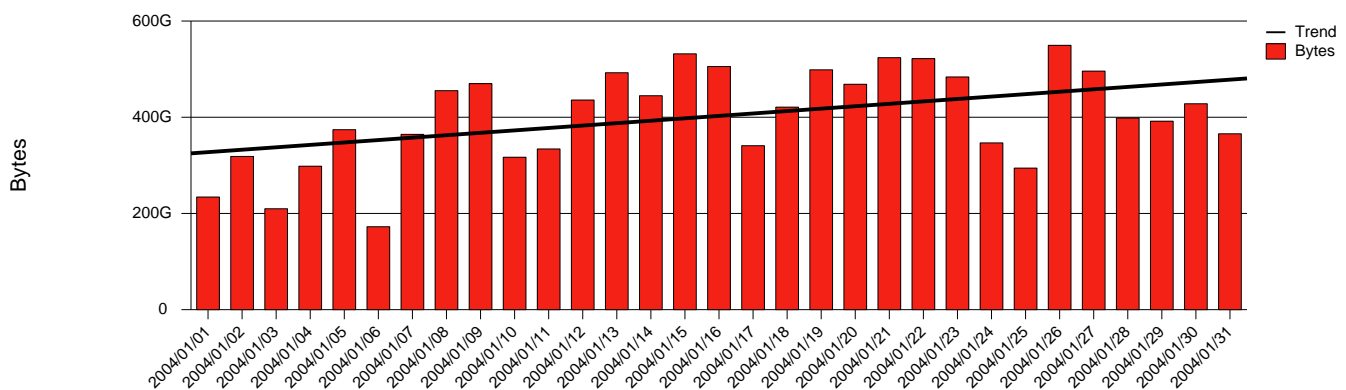
Total Network Volume by Month



Total Network Volume by Week



Total Network Volume by Day



Situations to Watch

Rank	Element Name	Variable	Threshold	Monthly Average		Days to (from)
			Value	Actual	Predicted	Threshold
1	su2-SRP(In)	Errors (% Frames)	5.000	0.000	0.176	Increasing
2	su2-SRP(In)	Volume (Bandwidth %)	80.000	0.627	0.277	Increasing
3	su1-SRP(In)	Errors (% Frames)	5.000	0.000	0.004	Increasing
4	su1-SRP(In)	Volume (Bandwidth %)	80.000	0.004	0.357	Increasing
5	su2-SRP(In)	Discards (% Frames)	10.000	0.000	0.000	Increasing
6	su1-SRP(In)	Discards (% Frames)	10.000	0.000	0.000	Increasing
7	su1-SRP(Out)	Volume (Bandwidth %)	80.000	0.436	0.316	Decreasing
8	su2-SRP(Out)	Volume (Bandwidth %)	80.000	0.434	0.317	Decreasing
9	su2-SRP(Out)	Discards (% Frames)	10.000	0.000	0.000	Decreasing