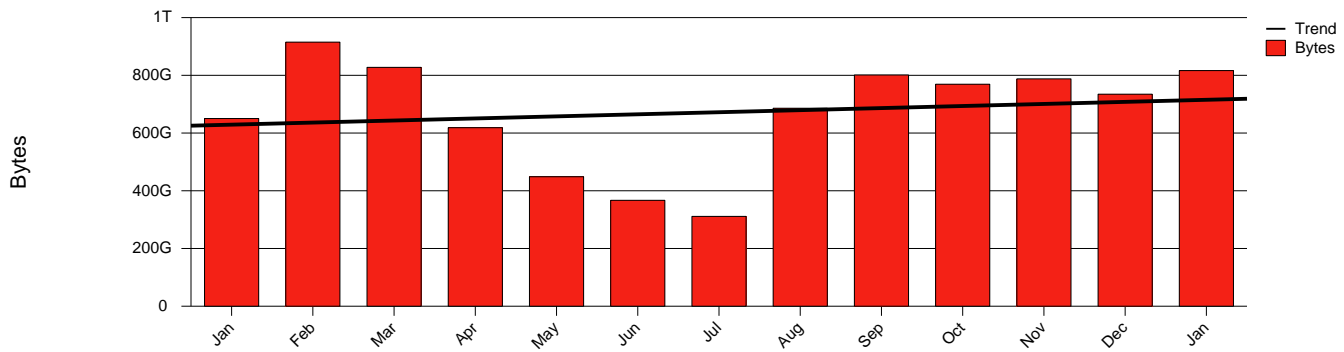


Sthlm-LHS-Monthly Health Report

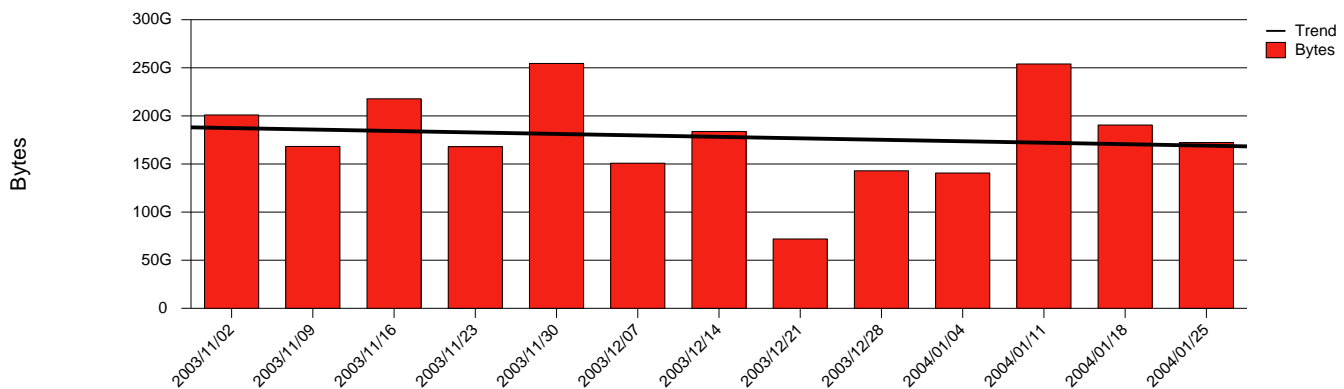
LAN/WAN

Report for 2004/01/31

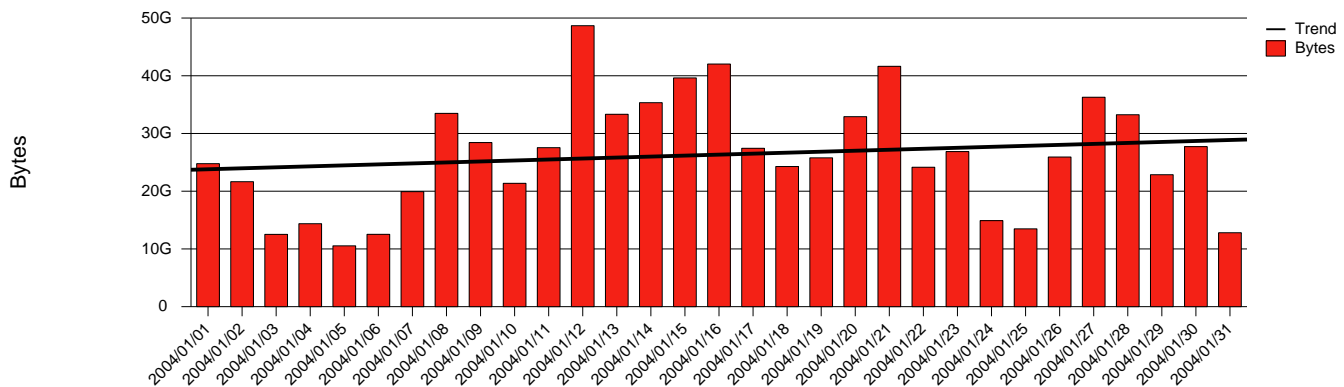
Total Network Volume by Month



Total Network Volume by Week



Total Network Volume by Day



Situations to Watch

Rank	Element Name	Variable	Threshold	Monthly Average		Days to (from) Threshold
			Value	Actual	Predicted	
1	lhs1-SRP(In)	Errors (% Frames)	5.000	0.082	0.023	Increasing
2	lhs2-SRP(In)	Errors (% Frames)	5.000	0.034	0.010	Increasing
3	lhs1-SRP(In)	Volume (Bandwidth %)	80.000	0.056	0.046	Increasing
4	lhs2-SRP(Out)	Volume (Bandwidth %)	80.000	0.001	0.001	Increasing
5	lhs2-SRP(In)	Volume (Bandwidth %)	80.000	0.001	0.007	Decreasing
6	lhs1-SRP(Out)	Volume (Bandwidth %)	80.000	0.040	0.032	Decreasing