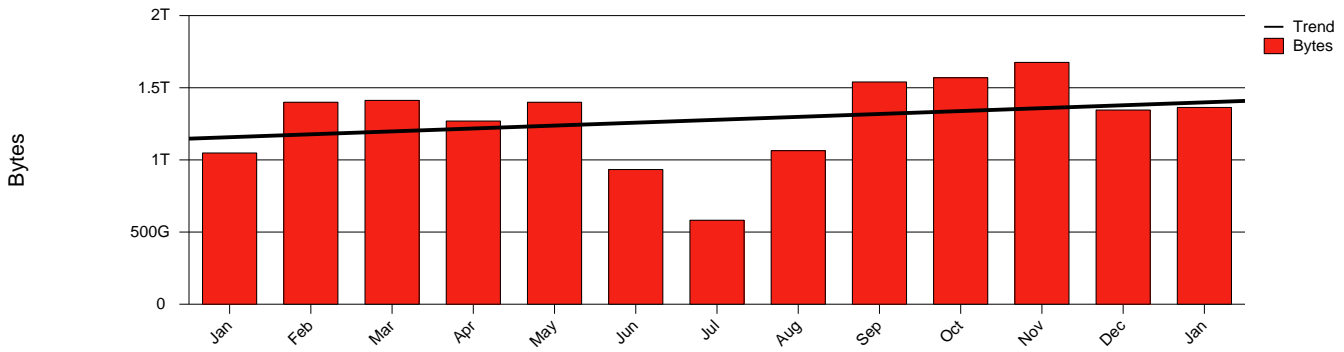


Sthlm-HHS-Monthly Health Report

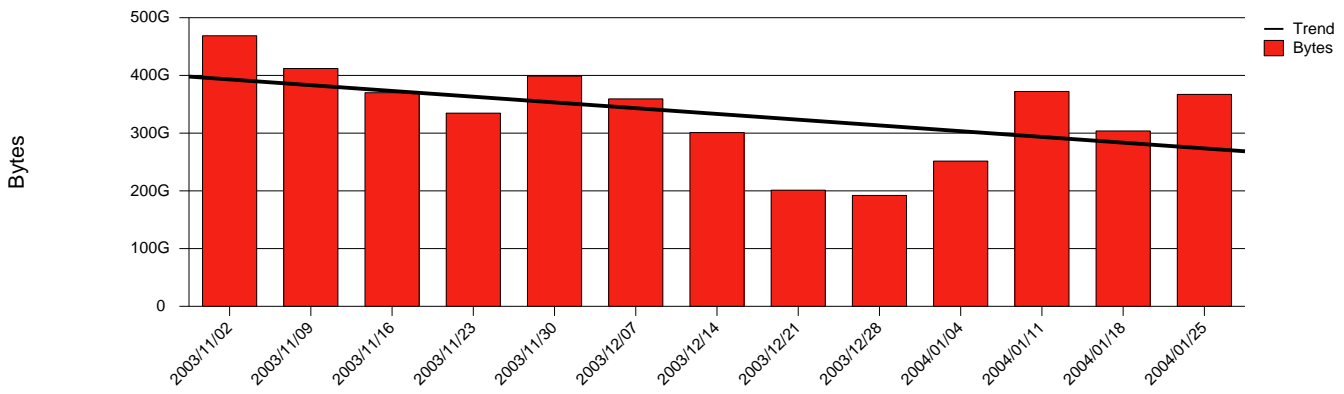
LAN/WAN

Report for 2004/01/31

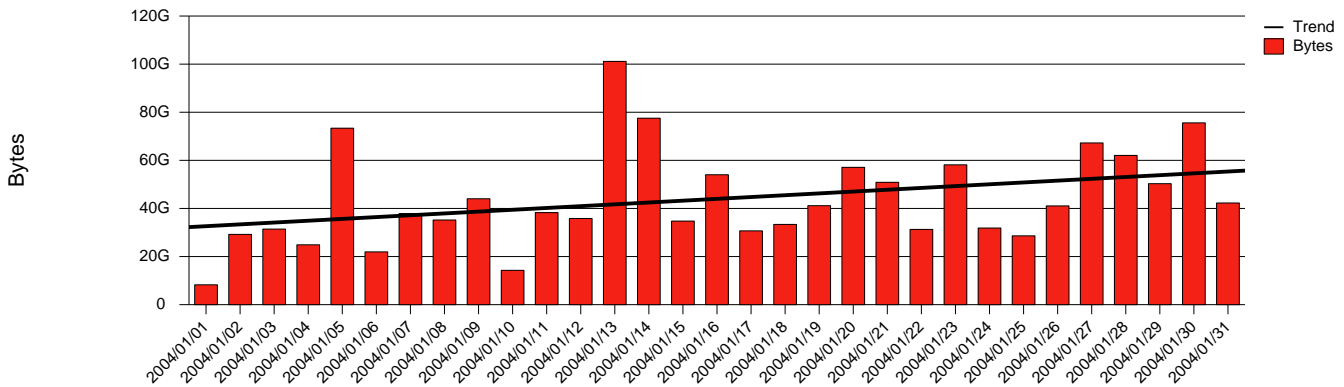
Total Network Volume by Month



Total Network Volume by Week



Total Network Volume by Day



Situations to Watch

| Rank | Element Name | Variable | Threshold | Monthly Average | | Days to (from) |
|------|---------------|----------------------|-----------|-----------------|-----------|----------------|
| | | | Value | Actual | Predicted | Threshold |
| 1 | hhs1-SRP(In) | Volume (Bandwidth %) | 80.000 | 0.112 | 0.109 | Increasing |
| 2 | hhs1-SRP(Out) | Volume (Bandwidth %) | 80.000 | 0.050 | 0.059 | Increasing |
| 3 | hhs2-SRP(In) | Volume (Bandwidth %) | 80.000 | 0.001 | 0.001 | Increasing |
| 4 | hhs1-SRP(In) | Errors (% Frames) | 5.000 | 0.000 | 0.000 | Decreasing |
| 5 | hhs2-SRP(Out) | Volume (Bandwidth %) | 80.000 | 0.000 | 0.000 | Decreasing |