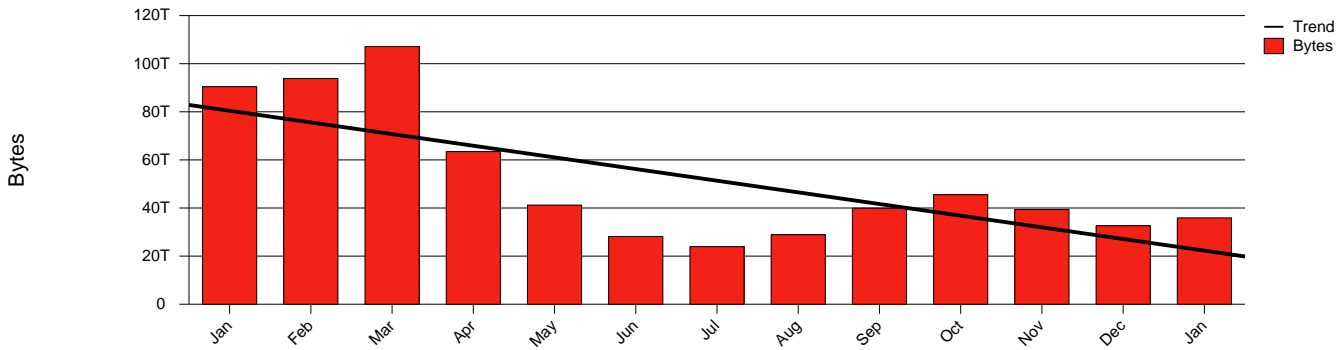


Lund-LU-Monthly Health Report

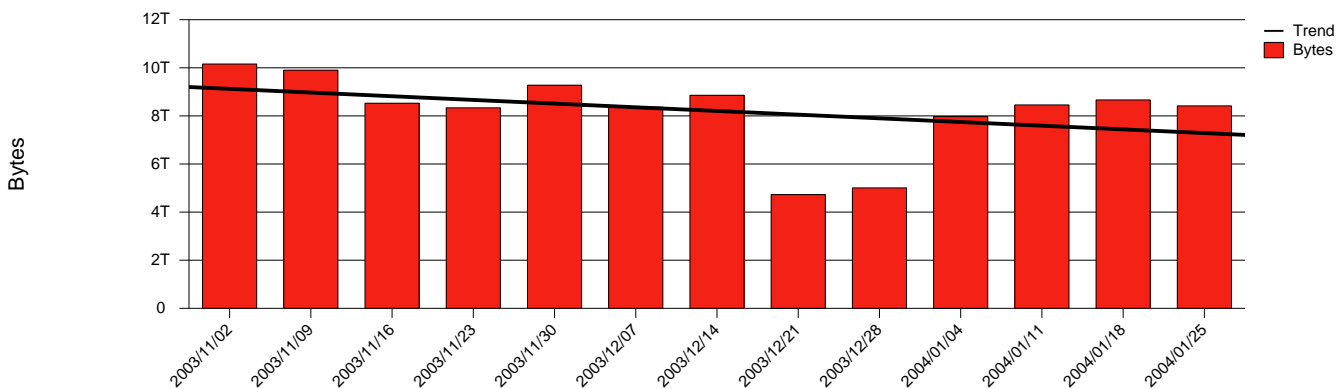
LAN/WAN

Report for 2004/01/31

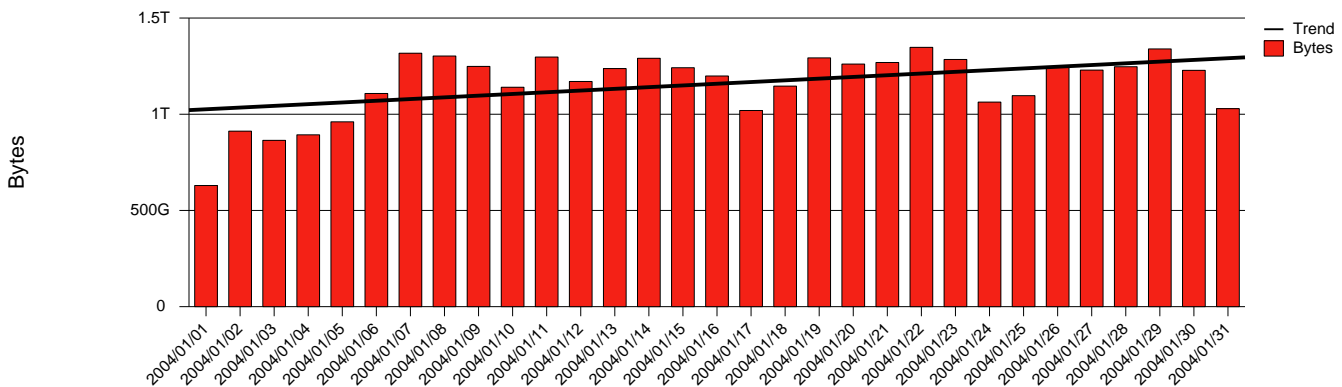
Total Network Volume by Month



Total Network Volume by Week



Total Network Volume by Day



Situations to Watch

Rank	Element Name	Variable	Threshold	Monthly Average		Days to (from)
			Value	Actual	Predicted	Threshold
1	lu1-SRP(In)	Nonunicast Rate	100.000	182.870	113.464	(31)
2	lu2-SRP(In)	Nonunicast Rate	100.000	160.177	100.681	(1)
3	lu2-SRP(Out)	Nonunicast Rate	100.000	23.375	13.456	Increasing
4	lu1-SRP(Out)	Nonunicast Rate	100.000	0.682	1.339	Increasing
5	lu1-SRP(In)	Volume (Bandwidth %)	80.000	1.438	1.403	Increasing
6	lu2-SRP(In)	Errors (% Frames)	5.000	0.000	0.000	Increasing
7	lu2-SRP(In)	Discards (% Frames)	10.000	0.000	0.000	Increasing
8	lu1-SRP(In)	Discards (% Frames)	10.000	0.000	0.000	Increasing
9	lu2-SRP(In)	Volume (Bandwidth %)	80.000	0.872	0.073	Decreasing
10	lu2-SRP(Out)	Volume (Bandwidth %)	80.000	1.026	0.000	Decreasing