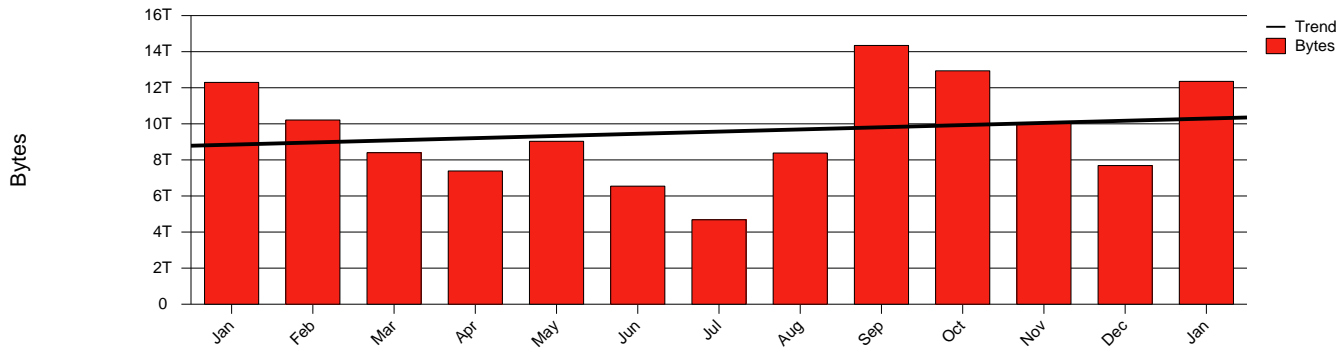


Boras-HB-Monthly Health Report

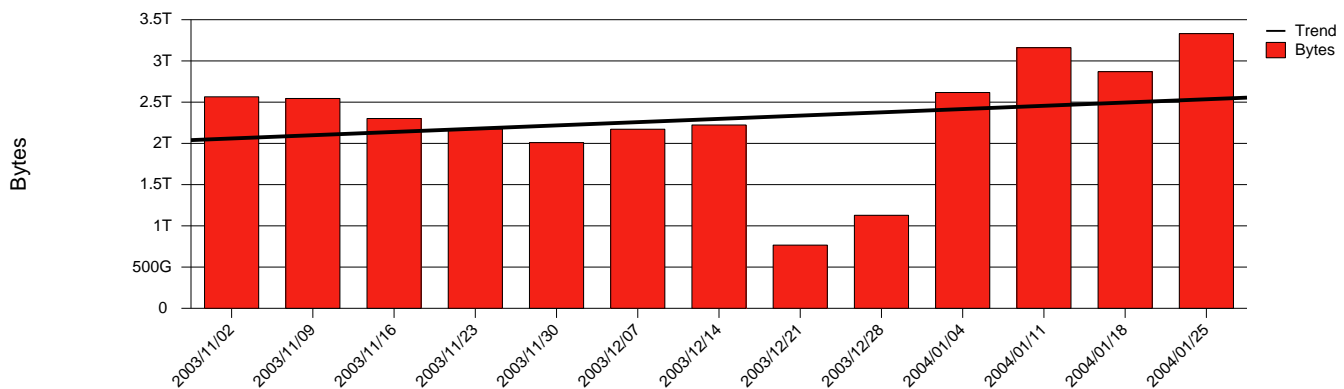
LAN/WAN

Report for 2004/01/31

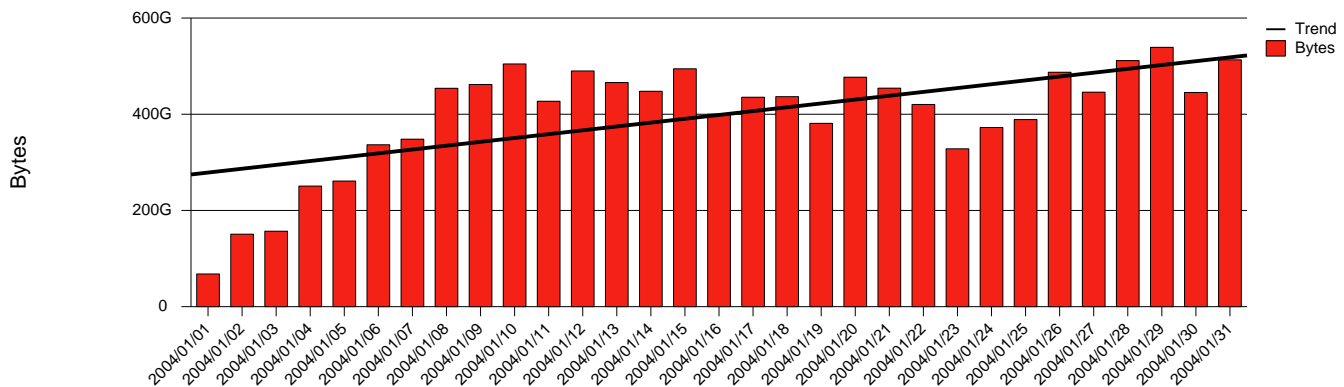
Total Network Volume by Month



Total Network Volume by Week



Total Network Volume by Day



Situations to Watch

Rank	Element Name	Variable	Threshold	Monthly Average		Days to (from)
			Value	Actual	Predicted	Threshold
1	hb1-SRP(In)	Volume (Bandwidth %)	80.000	0.664	0.664	Increasing
2	hb2-SRP(Out)	Volume (Bandwidth %)	80.000	0.000	0.000	Increasing
3	hb1-SRP(In)	Errors (% Frames)	5.000	0.000	0.000	Decreasing
4	hb1-SRP(Out)	Volume (Bandwidth %)	80.000	0.820	0.593	Decreasing
5	hb2-SRP(In)	Volume (Bandwidth %)	80.000	0.000	0.000	Decreasing