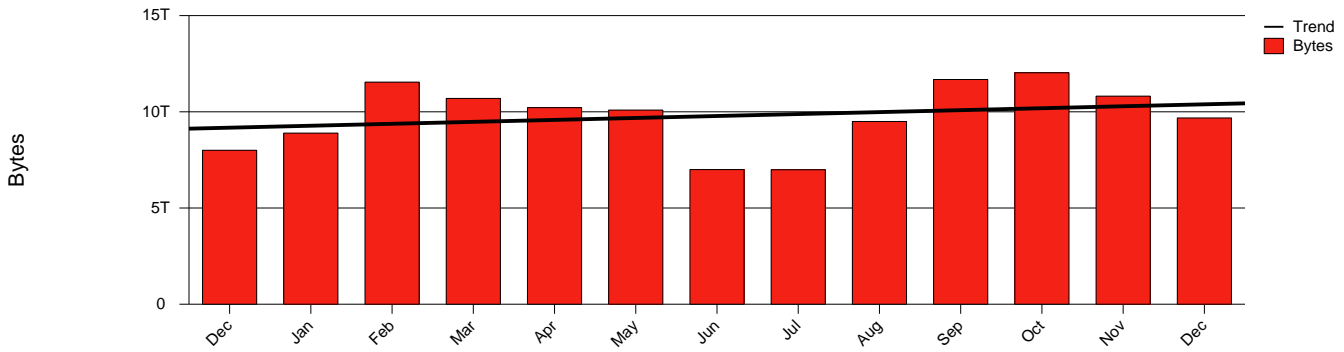


Sthlm, SU - Monthly Health Report

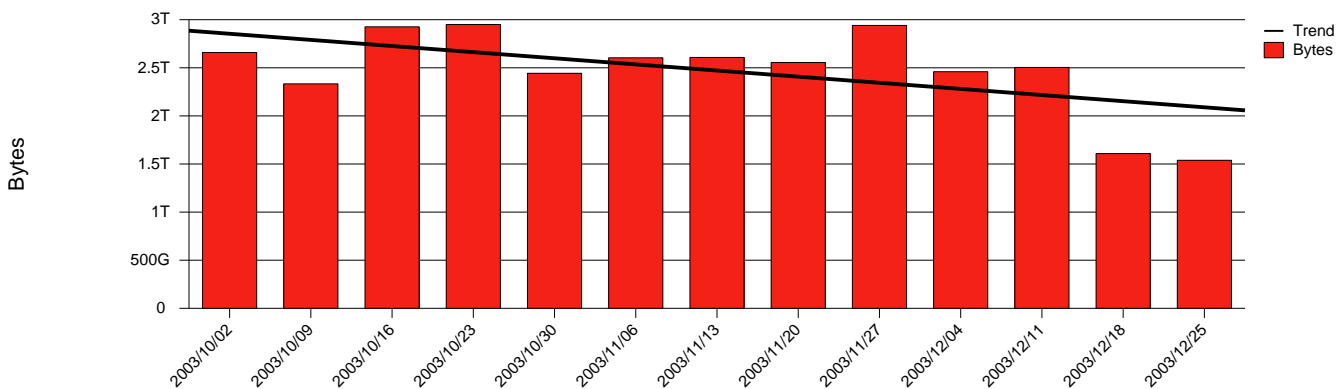
LAN/WAN

Report for 2003/12/31

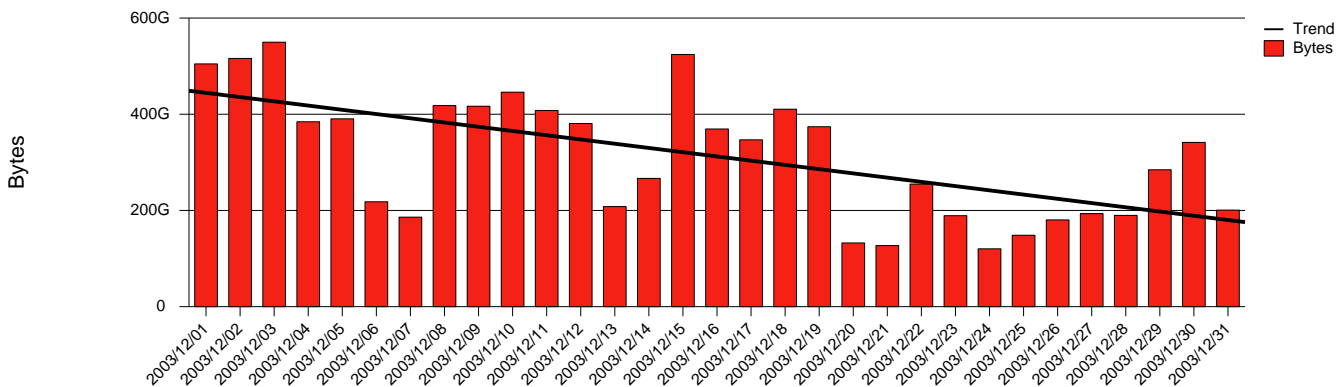
Total Network Volume by Month



Total Network Volume by Week



Total Network Volume by Day



Situations to Watch

Rank	Element Name	Variable	Threshold	Monthly Average		Days to (from) Threshold
			Value	Actual	Predicted	
1	su2-SRP(In)	Errors (% Frames)	5.000	0.000	0.216	Increasing
2	su1-SRP(In)	Volume (Bandwidth %)	80.000	0.001	0.483	Increasing
3	su1-SRP(In)	Errors (% Frames)	5.000	0.000	0.004	Increasing
4	su2-SRP(In)	Discards (% Frames)	10.000	0.000	0.000	Increasing
5	su1-SRP(In)	Discards (% Frames)	10.000	0.000	0.000	Increasing
6	su1-SRP(Out)	Volume (Bandwidth %)	80.000	0.317	0.284	Decreasing
7	su2-SRP(In)	Volume (Bandwidth %)	80.000	0.528	0.132	Decreasing
8	su2-SRP(Out)	Volume (Bandwidth %)	80.000	0.318	0.277	Decreasing
9	su2-SRP(Out)	Discards (% Frames)	10.000	0.000	0.000	Decreasing