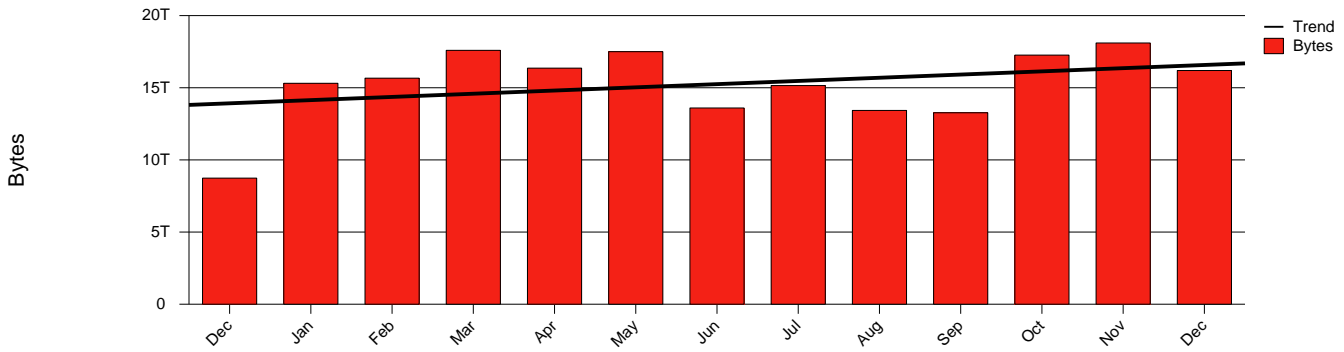


Sthlm, KI - Monthly Health Report

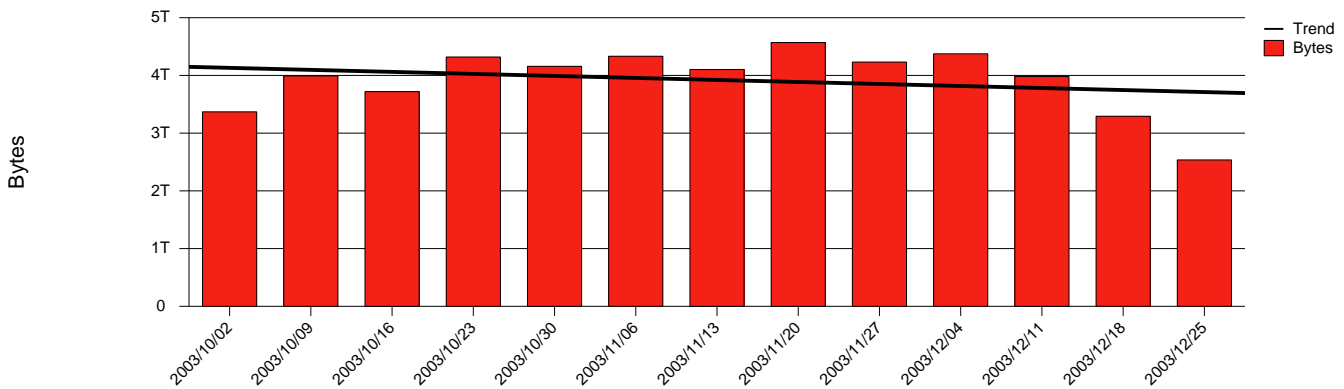
LAN/WAN

Report for 2003/12/31

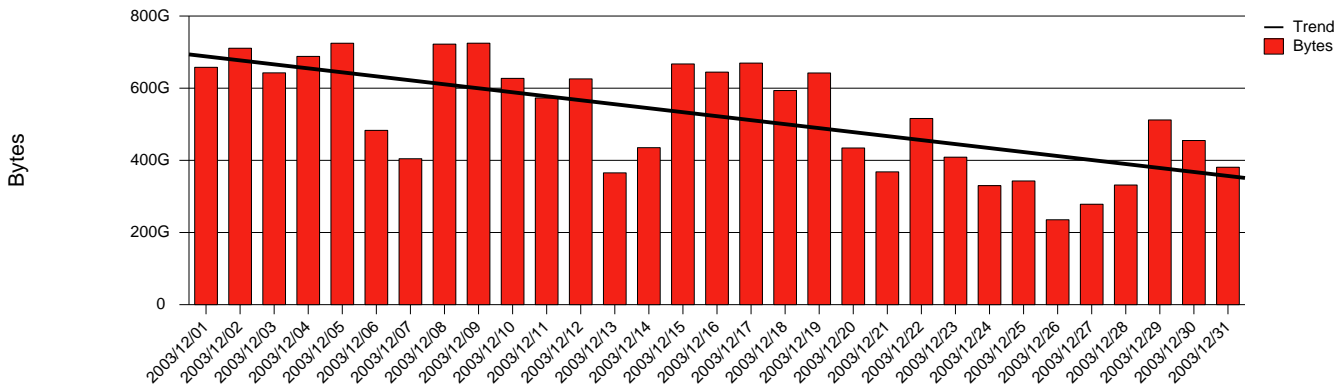
Total Network Volume by Month



Total Network Volume by Week



Total Network Volume by Day



Situations to Watch

Rank	Element Name	Variable	Threshold	Monthly Average		Days to (from)
			Value	Actual	Predicted	Threshold
1	ki2-SRP(In)	Volume (Bandwidth %)	80.000	0.761	0.792	Increasing
2	ki2-SRP(Out)	Volume (Bandwidth %)	80.000	0.565	0.700	Increasing
3	ki2-SRP(In)	Errors (% Frames)	5.000	0.000	0.001	Increasing
4	ki1-SRP(In)	Volume (Bandwidth %)	80.000	0.226	0.224	Decreasing
5	ki1-SRP(In)	Errors (% Frames)	5.000	4.221	2.465	Decreasing
6	ki1-SRP(Out)	Volume (Bandwidth %)	80.000	0.395	0.278	Decreasing