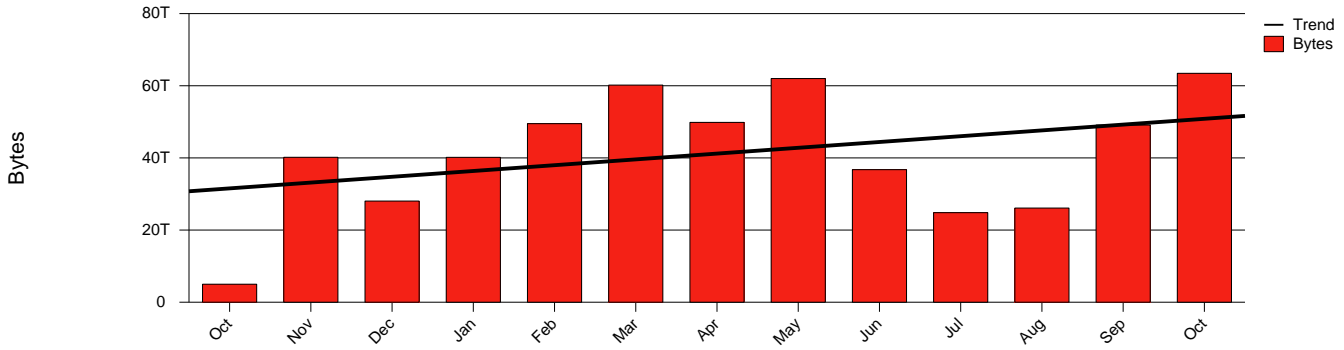


# Växjö - VXU - Monthly Health Report

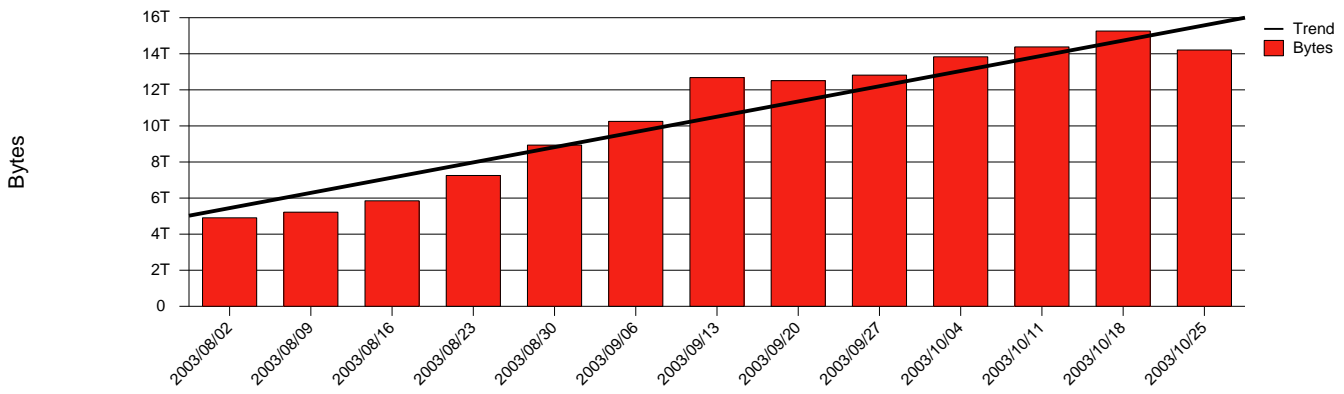
LAN/WAN

Report for 2003/10/31

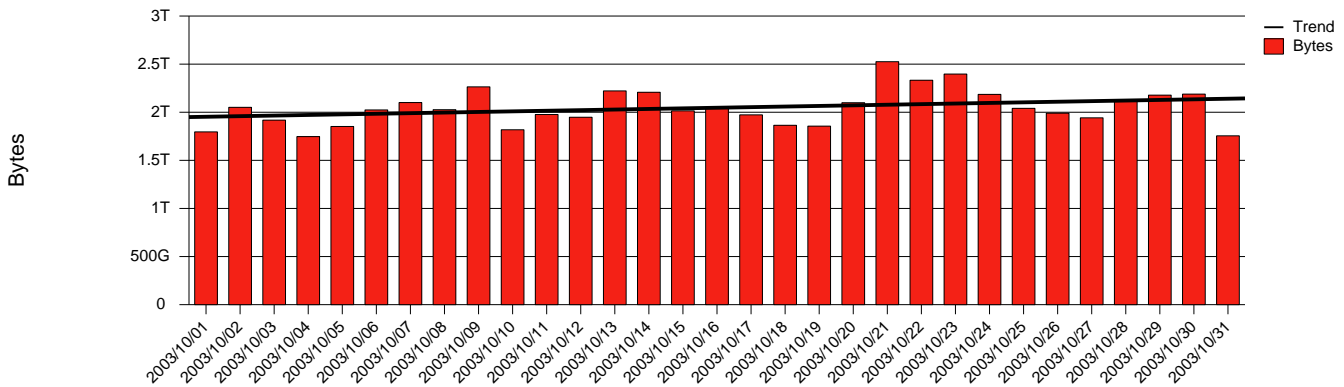
Total Network Volume by Month



Total Network Volume by Week



Total Network Volume by Day



Situations to Watch

Rank	Element Name	Variable	Threshold	Monthly Average		Days to (from) Threshold
			Value	Actual	Predicted	
1	vxu1-SRP(In)	Errors (% Frames)	5.000	1.245	0.507	Increasing
2	vxu2-SRP(In)	Errors (% Frames)	5.000	0.278	0.078	Increasing
3	vxu1-SRP(In)	Volume (Bandwidth %)	80.000	2.975	2.072	Increasing
4	vxu2-SRP(Out)	Volume (Bandwidth %)	80.000	0.000	0.158	Increasing
5	vxu2-SRP(In)	Volume (Bandwidth %)	80.000	0.002	0.002	Increasing
6	vxu1-SRP(Out)	Volume (Bandwidth %)	80.000	4.634	3.359	Decreasing