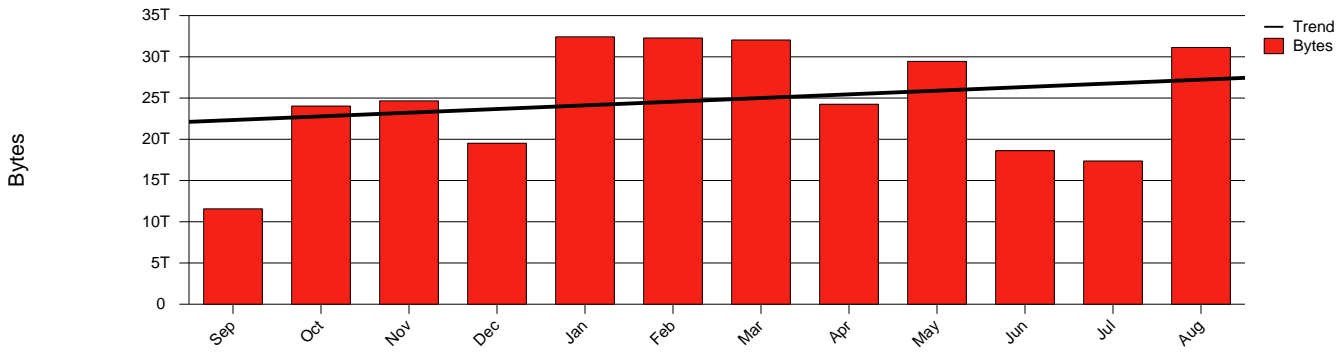


Ronneby, BTH - Monthly Health Report

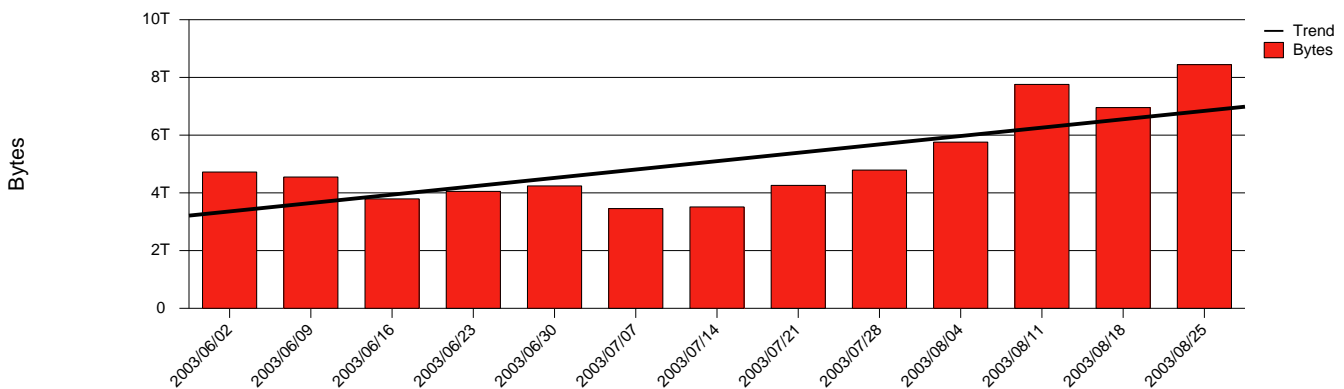
LAN/WAN

Report for 2003/08/31

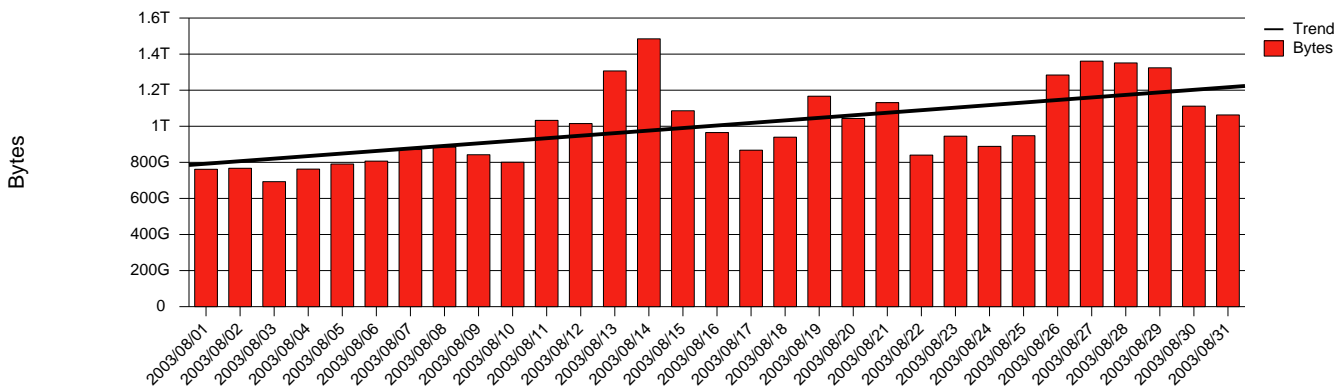
Total Network Volume by Month



Total Network Volume by Week



Total Network Volume by Day



Situations to Watch

Rank	Element Name	Variable	Threshold	Monthly Average		Days to (from) Threshold
			Value	Actual	Predicted	
1	bth1-SRP(Out)	Volume (Bandwidth %)	80.000	2.203	1.734	Increasing
2	bth2-SRP(In)	Errors (% Frames)	5.000	0.003	0.002	Increasing
3	bth1-SRP(In)	Errors (% Frames)	5.000	0.000	0.000	Increasing
4	bth2-SRP(In)	Volume (Bandwidth %)	80.000	0.003	0.003	Increasing
5	bth1-SRP(In)	Volume (Bandwidth %)	80.000	1.535	1.445	Decreasing
6	bth2-SRP(Out)	Volume (Bandwidth %)	80.000	0.000	0.000	Decreasing