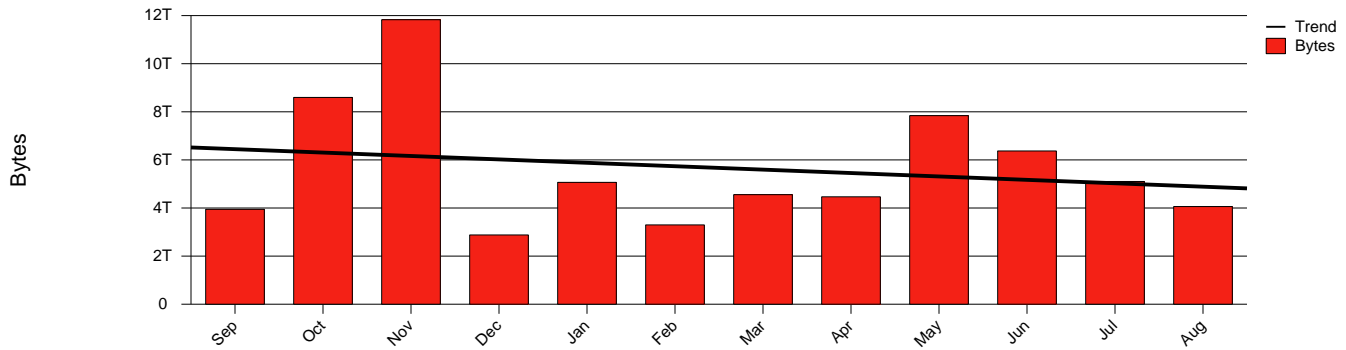


# Malmö, MAH - Monthly Health Report

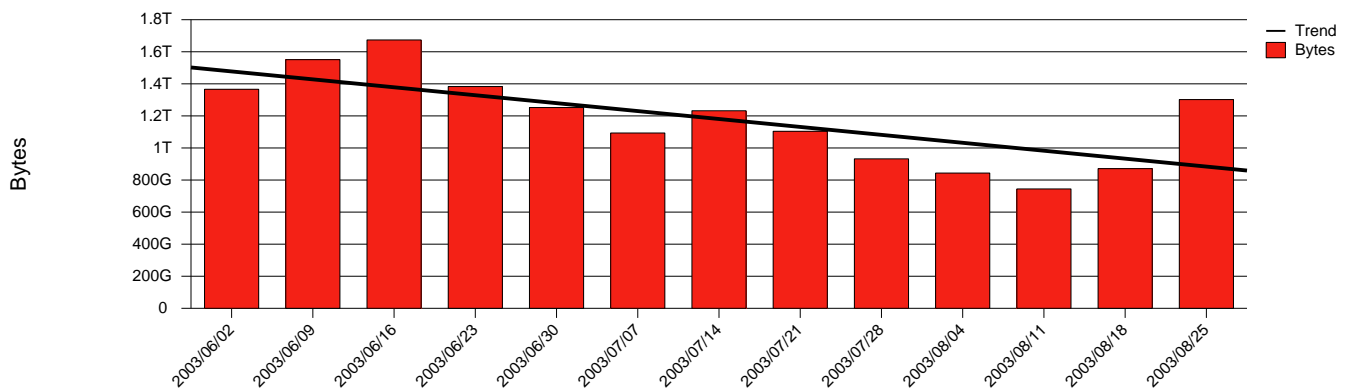
LAN/WAN

Report for 2003/08/31

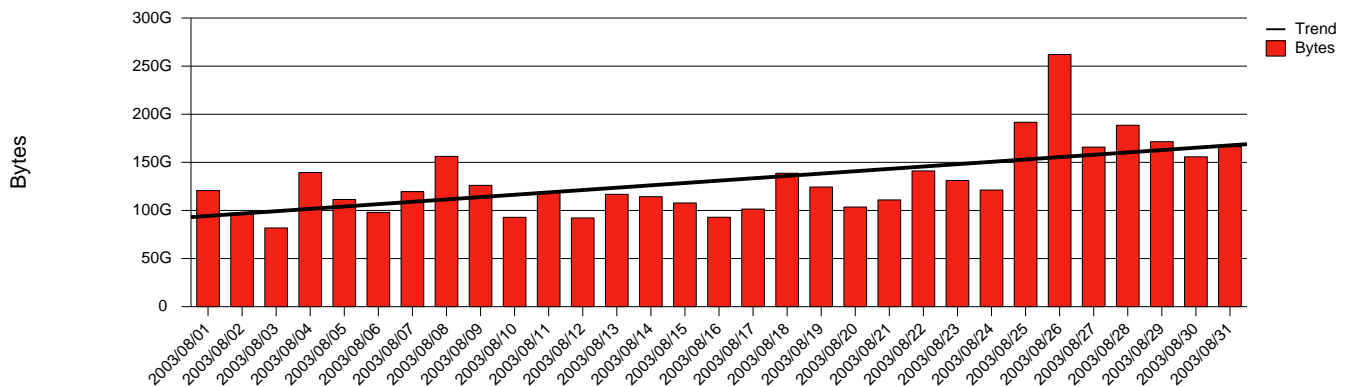
Total Network Volume by Month



Total Network Volume by Week



Total Network Volume by Day



Situations to Watch

| Rank | Element Name  | Variable             | Threshold | Monthly Average |           | Days to (from) Threshold |
|------|---------------|----------------------|-----------|-----------------|-----------|--------------------------|
|      |               |                      | Value     | Actual          | Predicted |                          |
| 1    | mah2-SRP(In)  | Volume (Bandwidth %) | 80.000    | 0.020           | 0.027     | Increasing               |
| 2    | mah1-SRP(In)  | Volume (Bandwidth %) | 80.000    | 0.251           | 0.251     | Decreasing               |
| 3    | mah1-SRP(In)  | Errors (% Frames)    | 5.000     | 0.000           | 0.000     | Decreasing               |
| 4    | mah1-SRP(Out) | Volume (Bandwidth %) | 80.000    | 0.118           | 0.078     | Decreasing               |
| 5    | mah2-SRP(In)  | Errors (% Frames)    | 5.000     | 0.362           | 1.471     | Decreasing               |
| 6    | mah2-SRP(Out) | Volume (Bandwidth %) | 80.000    | 0.104           | 0.029     | Decreasing               |