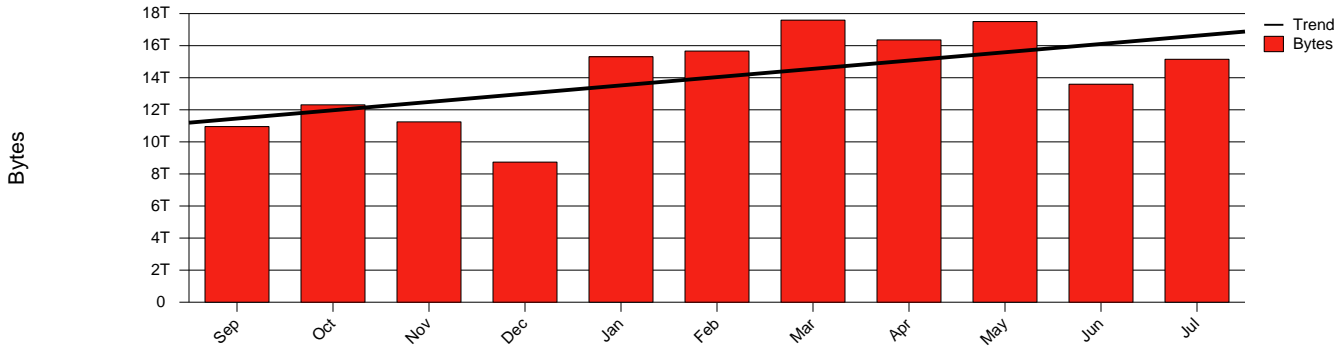


Sthlm KI - Monthly Health Report

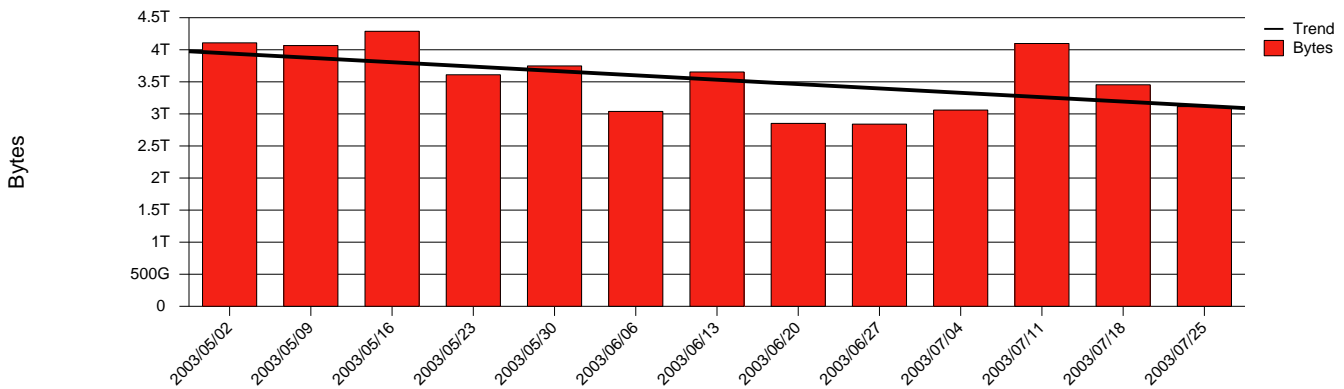
LAN/WAN

Report for 2003/07/31

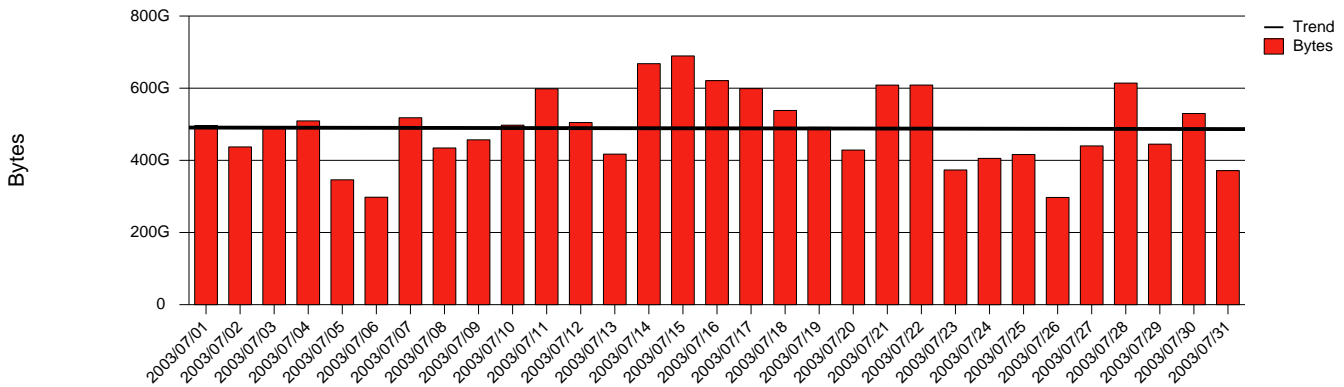
Total Network Volume by Month



Total Network Volume by Week



Total Network Volume by Day



Situations to Watch

Rank	Element Name	Variable	Threshold	Monthly Average		Days to (from)
			Value	Actual	Predicted	Threshold
1	ki2-SRP(Out)	Volume (Bandwidth %)	80.000	0.431	0.413	Increasing
2	ki1-SRP(In)	Volume (Bandwidth %)	80.000	0.331	0.575	Increasing
3	ki2-SRP(In)	Volume (Bandwidth %)	80.000	0.582	0.355	Increasing
4	ki1-SRP(In)	Errors (% Frames)	5.000	0.281	0.085	Decreasing
5	ki1-SRP(Out)	Volume (Bandwidth %)	80.000	0.502	0.557	Decreasing
6	ki2-SRP(In)	Errors (% Frames)	5.000	0.000	0.000	Decreasing