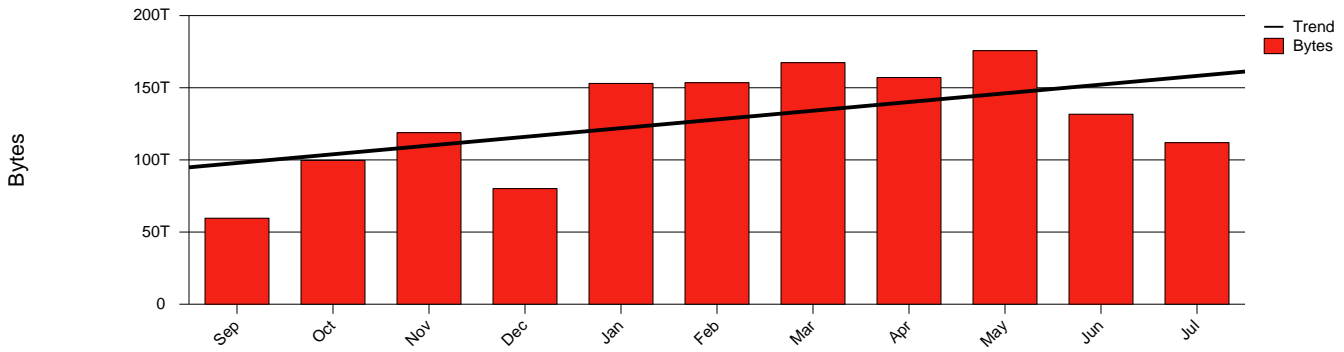


Luleå LTU - Monthly Health Report

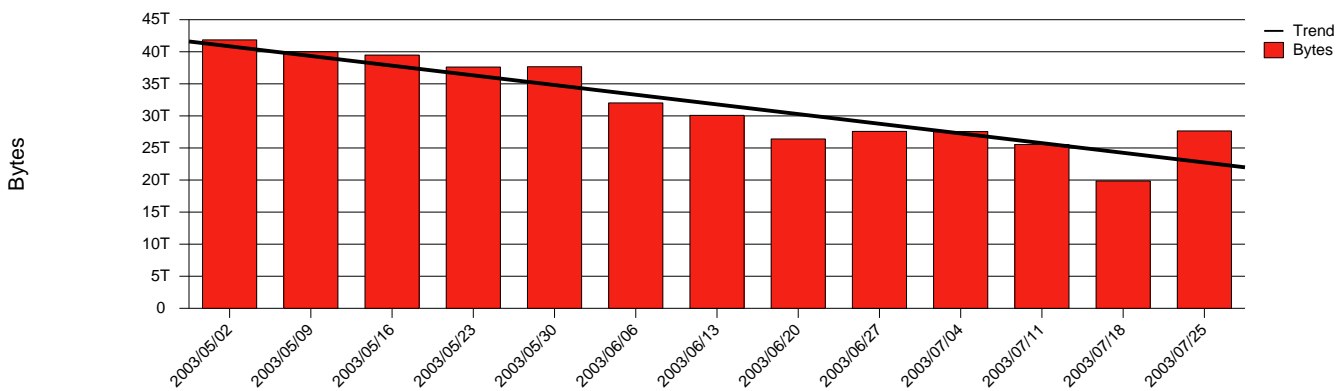
LAN/WAN

Report for 2003/07/31

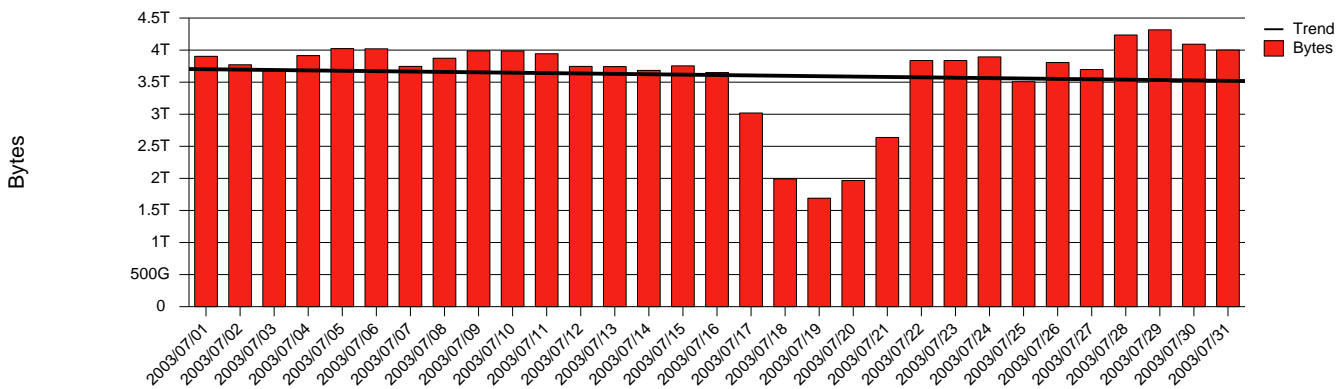
Total Network Volume by Month



Total Network Volume by Week



Total Network Volume by Day



Situations to Watch

Rank	Element Name	Variable	Threshold	Monthly Average		Days to (from)
			Value	Actual	Predicted	Threshold
1	ltu1-SRP(Out)	Volume (Bandwidth %)	80.000	8.557	11.916	Increasing
2	ltu1-SRP(In)	Volume (Bandwidth %)	80.000	4.837	6.841	Increasing
3	ltu2-SRP(In)	Volume (Bandwidth %)	80.000	0.068	0.055	Increasing
4	ltu2-SRP(In)	Errors (% Frames)	5.000	0.003	0.001	Increasing
5	ltu2-SRP(In)	Discards (% Frames)	10.000	0.000	0.000	Increasing
6	ltu1-SRP(In)	Errors (% Frames)	5.000	0.000	0.000	Decreasing
7	ltu2-SRP(Out)	Volume (Bandwidth %)	80.000	0.038	0.053	Decreasing