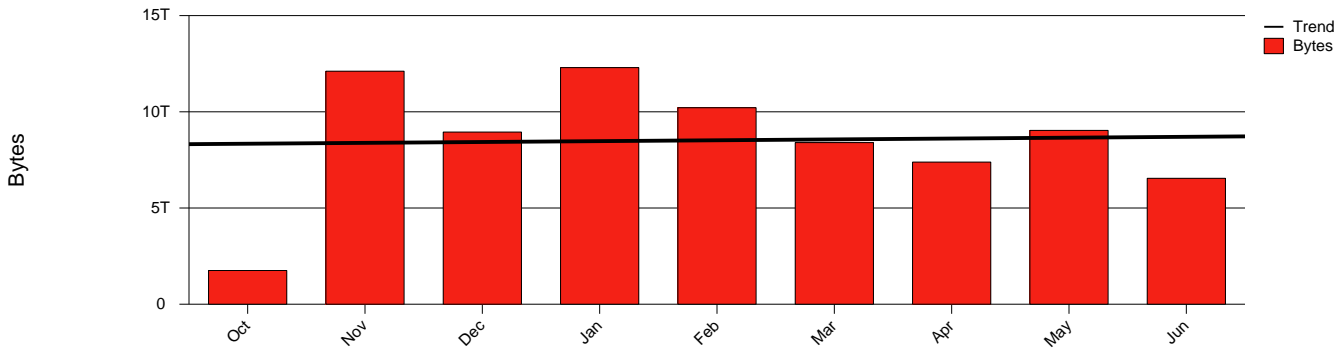
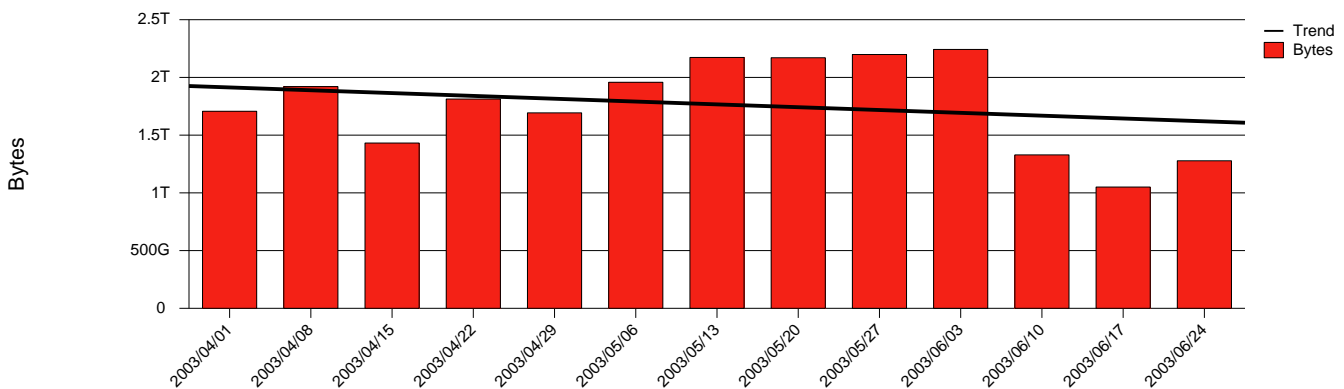


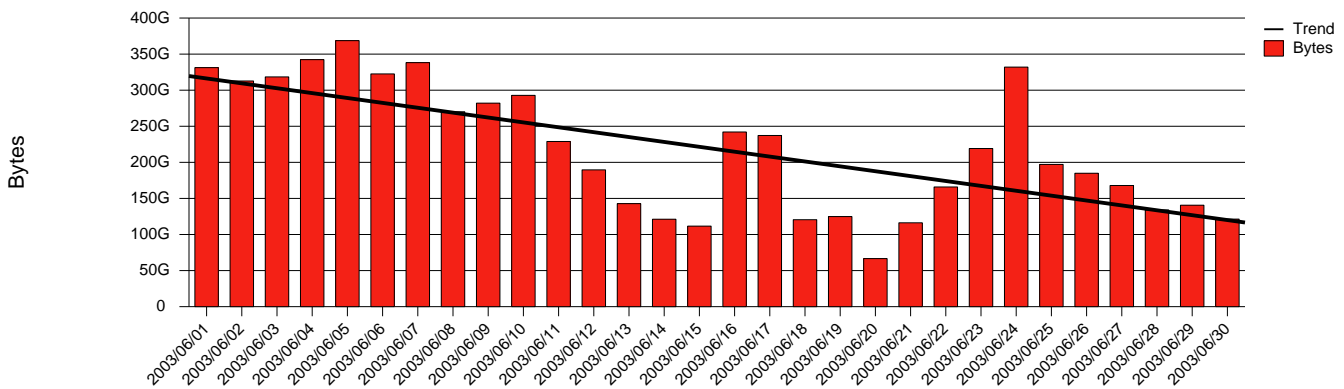
Total Network Volume by Month



Total Network Volume by Week



Total Network Volume by Day



Situations to Watch

Rank	Element Name	Variable	Threshold	Monthly Average		Days to (from) Threshold
			Value	Actual	Predicted	
1	hb2-SRP(In)	Errors (% Frames)	5.000	0.000	0.000	Increasing
2	hb1-SRP(In)	Volume (Bandwidth %)	80.000	0.354	0.350	Decreasing
3	hb1-SRP(In)	Errors (% Frames)	5.000	0.000	0.000	Decreasing
4	hb1-SRP(Out)	Volume (Bandwidth %)	80.000	0.463	0.453	Decreasing
5	hb2-SRP(In)	Volume (Bandwidth %)	80.000	0.001	0.034	Decreasing
6	hb2-SRP(Out)	Volume (Bandwidth %)	80.000	0.000	0.000	Decreasing