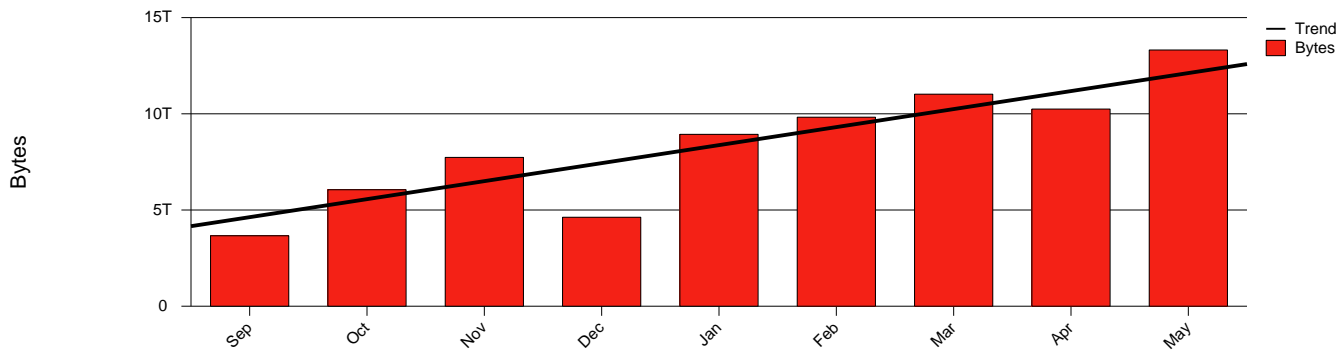


Stockholm, SH - Monthly Health Report

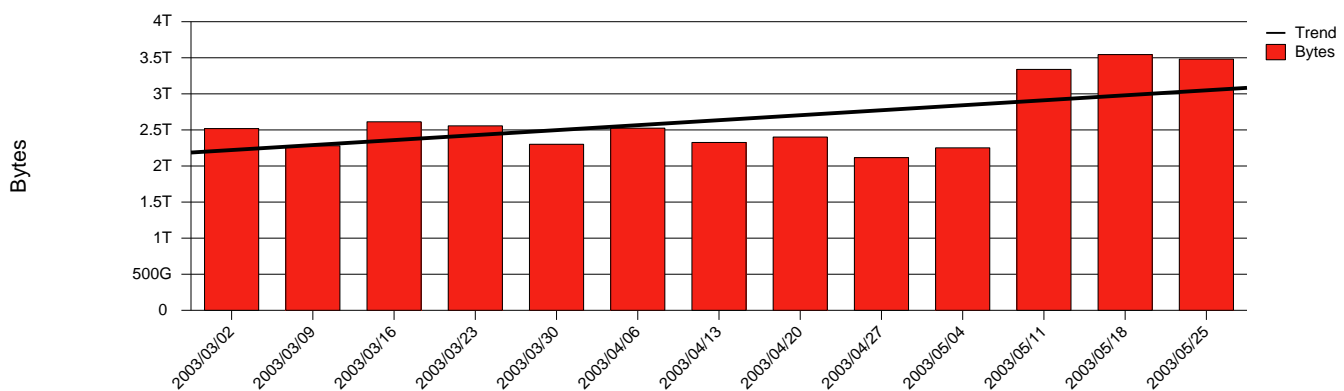
LAN/WAN

Report for 2003/05/31

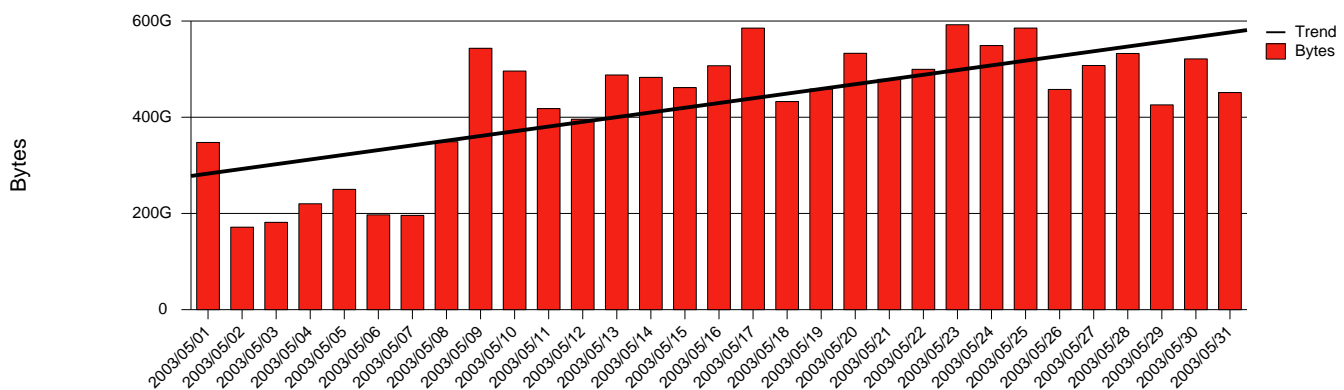
Total Network Volume by Month



Total Network Volume by Week



Total Network Volume by Day



Situations to Watch

| Rank | Element Name | Variable | Threshold | Monthly Average | | Days to (from) Threshold |
|------|--------------|----------------------|-----------|-----------------|-----------|--------------------------|
| | | | Value | Actual | Predicted | |
| 1 | sh1-SRP(In) | Errors (% Frames) | 5.000 | 0.192 | 0.073 | Increasing |
| 2 | sh2-SRP(Out) | Volume (Bandwidth %) | 80.000 | 1.061 | 1.042 | Increasing |
| 3 | sh2-SRP(In) | Volume (Bandwidth %) | 80.000 | 0.541 | 0.454 | Increasing |
| 4 | sh2-SRP(In) | Errors (% Frames) | 5.000 | 0.000 | 0.000 | Decreasing |
| 5 | sh1-SRP(In) | Volume (Bandwidth %) | 80.000 | 0.000 | 0.000 | Decreasing |
| 6 | sh1-SRP(Out) | Volume (Bandwidth %) | 80.000 | 0.000 | 0.000 | Decreasing |