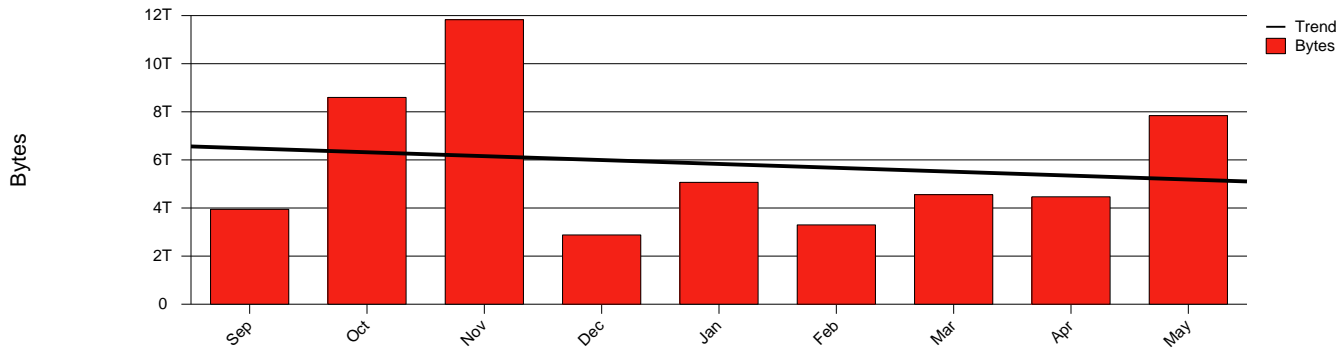


Malmö, MAH - Monthly Health Report

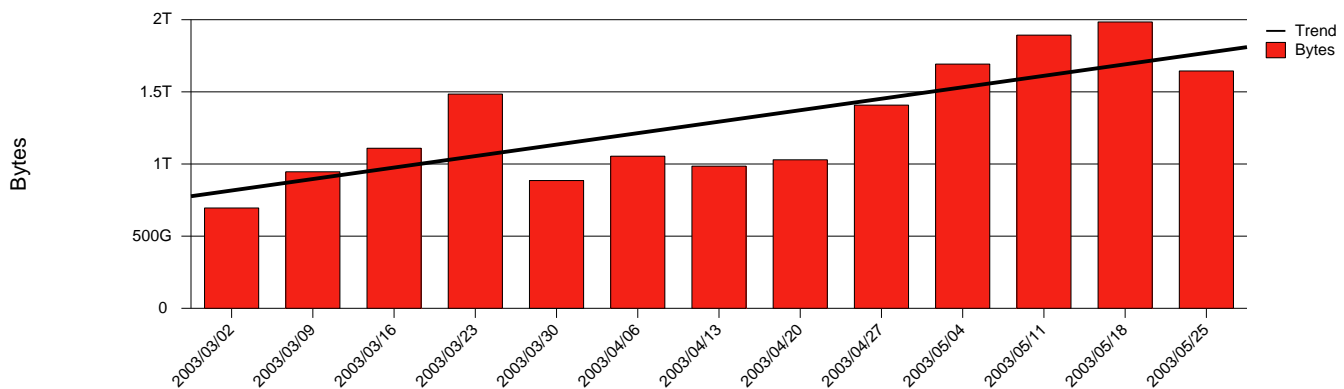
LAN/WAN

Report for 2003/05/31

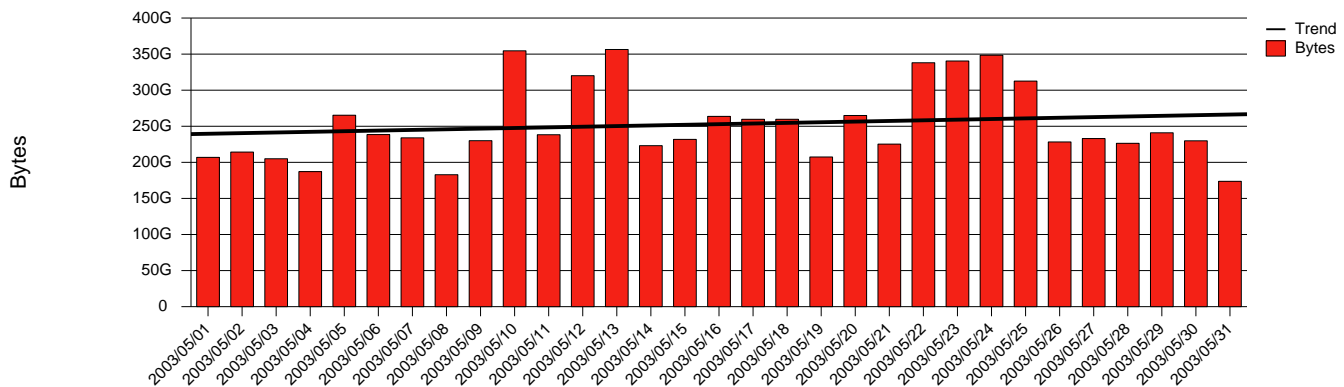
Total Network Volume by Month



Total Network Volume by Week



Total Network Volume by Day



Situations to Watch

Rank	Element Name	Variable	Threshold	Monthly Average		Days to (from) Threshold
			Value	Actual	Predicted	
1	mah2-SRP(In)	Volume (Bandwidth %)	80.000	0.048	0.021	Increasing
2	mah1-SRP(In)	Volume (Bandwidth %)	80.000	0.348	0.245	Decreasing
3	mah1-SRP(In)	Errors (% Frames)	5.000	0.000	1.570	Decreasing
4	mah1-SRP(Out)	Volume (Bandwidth %)	80.000	0.459	0.088	Decreasing
5	mah2-SRP(In)	Errors (% Frames)	5.000	0.000	5.890	Decreasing
6	mah2-SRP(Out)	Volume (Bandwidth %)	80.000	0.088	0.052	Decreasing