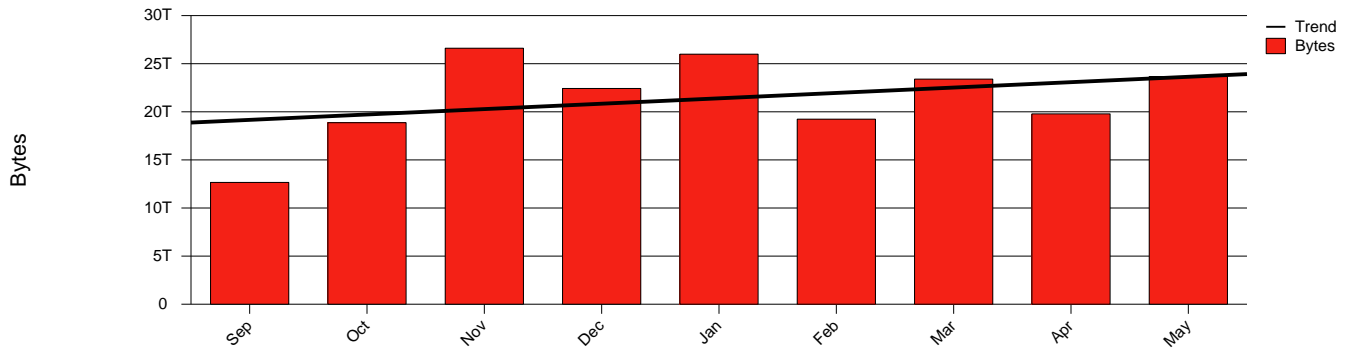


Kristianstad, HKR - Monthly Health Report

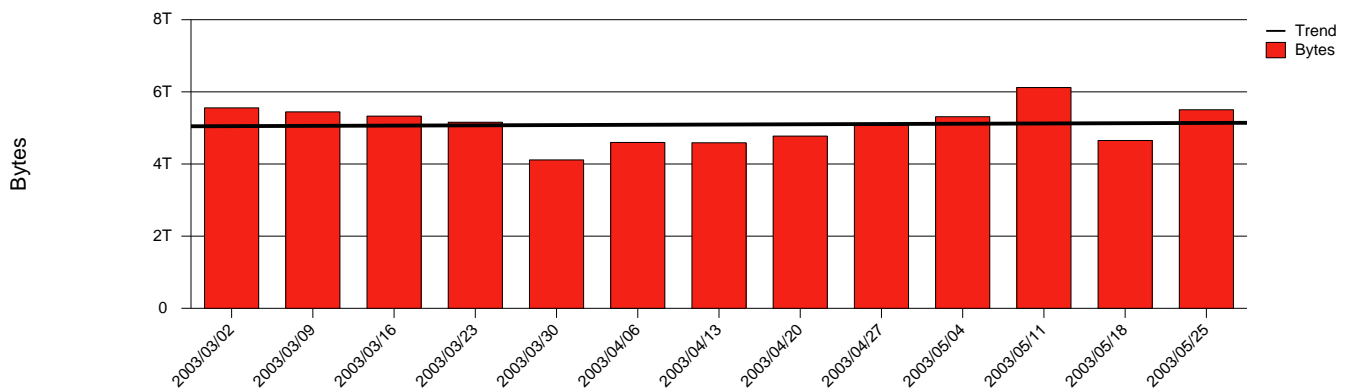
LAN/WAN

Report for 2003/05/31

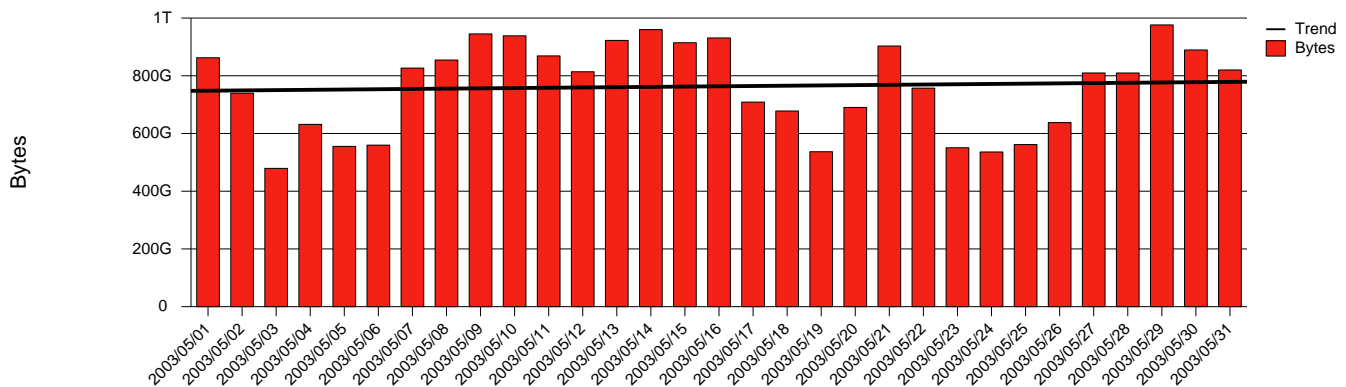
Total Network Volume by Month



Total Network Volume by Week



Total Network Volume by Day



Situations to Watch

| Rank | Element Name | Variable | Threshold | Monthly Average | | Days to (from) Threshold |
|------|---------------|----------------------|-----------|-----------------|-----------|--------------------------|
| | | | Value | Actual | Predicted | |
| 1 | hkr1-SRP(Out) | Volume (Bandwidth %) | 80.000 | 2.038 | 1.803 | Increasing |
| 2 | hkr1-SRP(In) | Errors (% Frames) | 5.000 | 0.000 | 0.000 | Increasing |
| 3 | hkr1-SRP(In) | Volume (Bandwidth %) | 80.000 | 0.807 | 0.740 | Decreasing |
| 4 | hkr2-SRP(In) | Volume (Bandwidth %) | 80.000 | 0.001 | 0.014 | Decreasing |
| 5 | hkr2-SRP(In) | Errors (% Frames) | 5.000 | 0.000 | 0.001 | Decreasing |
| 6 | hkr2-SRP(Out) | Volume (Bandwidth %) | 80.000 | 0.001 | 0.209 | Decreasing |