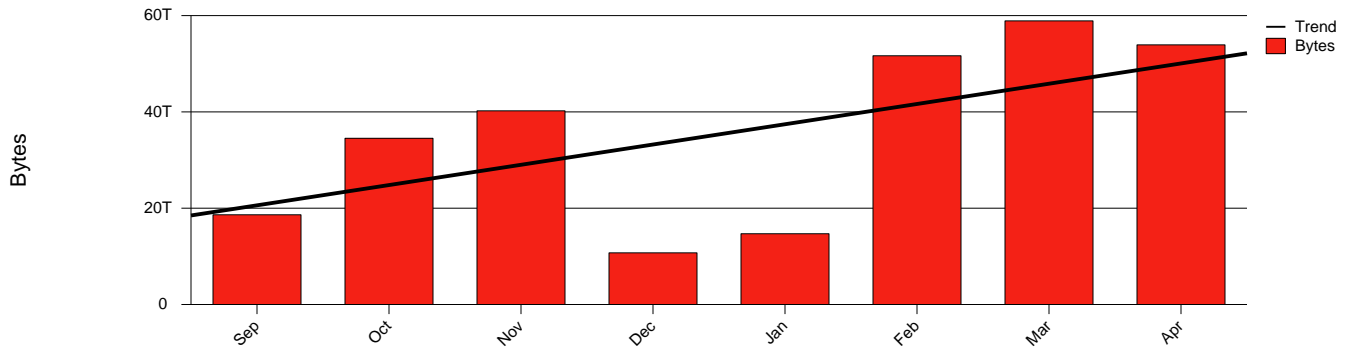
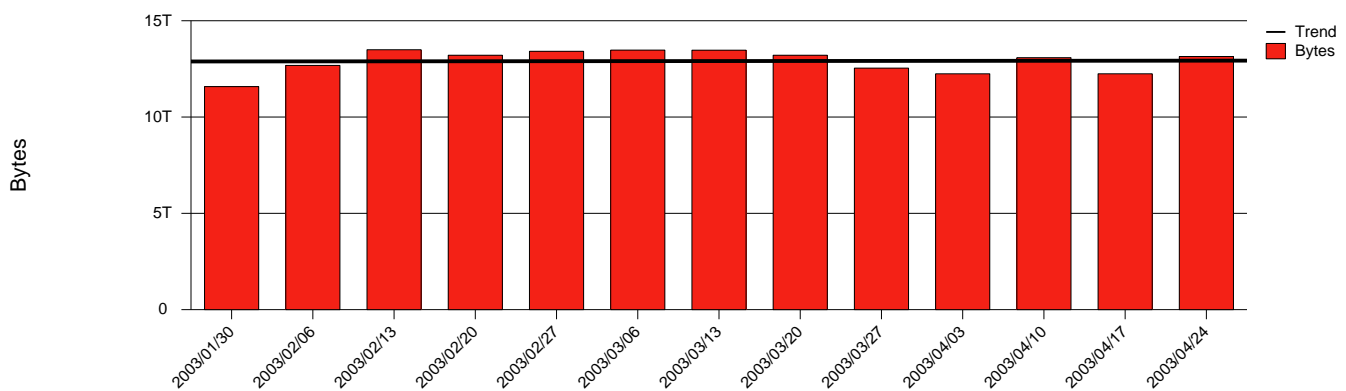


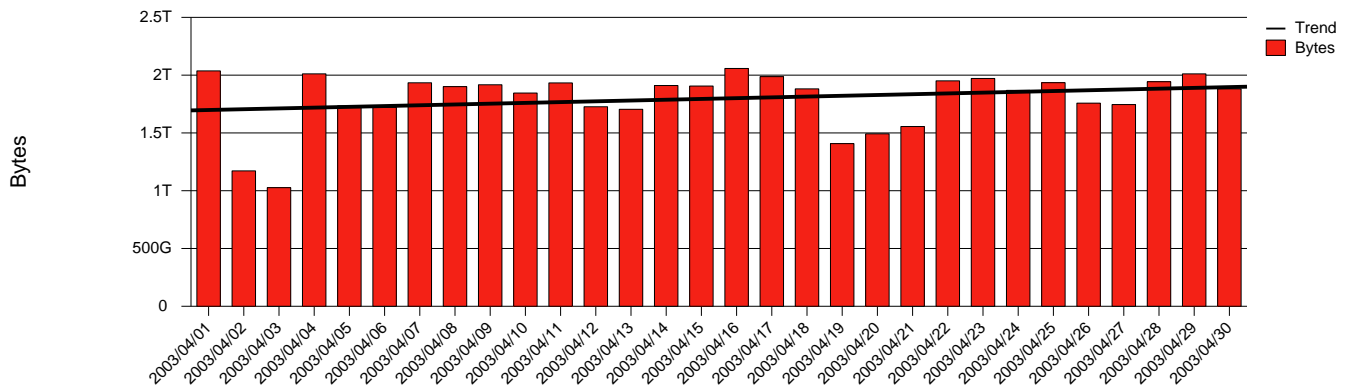
### Total Network Volume by Month



### Total Network Volume by Week



### Total Network Volume by Day



### Situations to Watch

Rank	Element Name	Variable	Threshold	Monthly Average		Days to (from)
			Value	Actual	Predicted	Threshold
1	uu1-SRP(In)	Volume (Bandwidth %)	80.000	3.719	3.907	Increasing
2	uu1-SRP(Out)	Volume (Bandwidth %)	80.000	2.711	2.348	Increasing
3	uu2-SRP(In)	Errors (% Frames)	5.000	0.000	0.000	Increasing
4	uu2-SRP(In)	Volume (Bandwidth %)	80.000	0.016	0.000	Decreasing
5	uu2-SRP(Out)	Volume (Bandwidth %)	80.000	0.468	0.668	Decreasing
6	uu1-SRP(In)	Errors (% Frames)	5.000	0.000	0.000	Decreasing