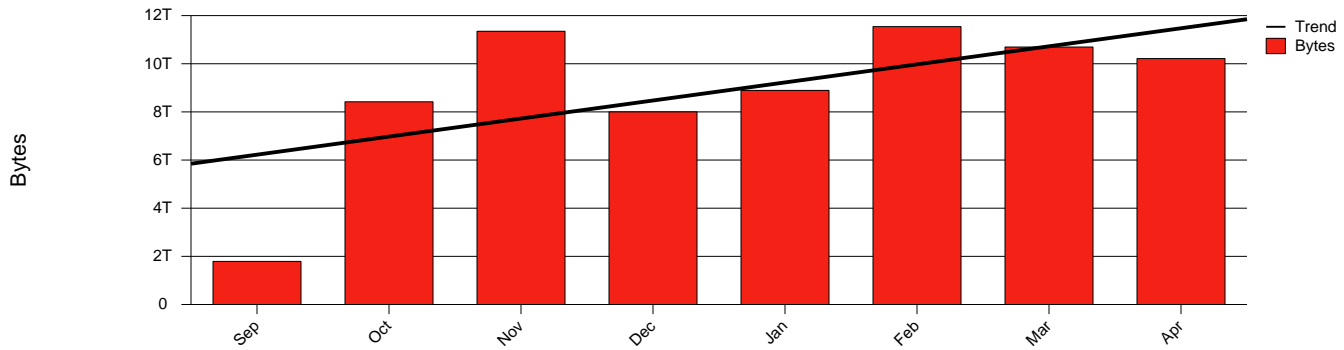
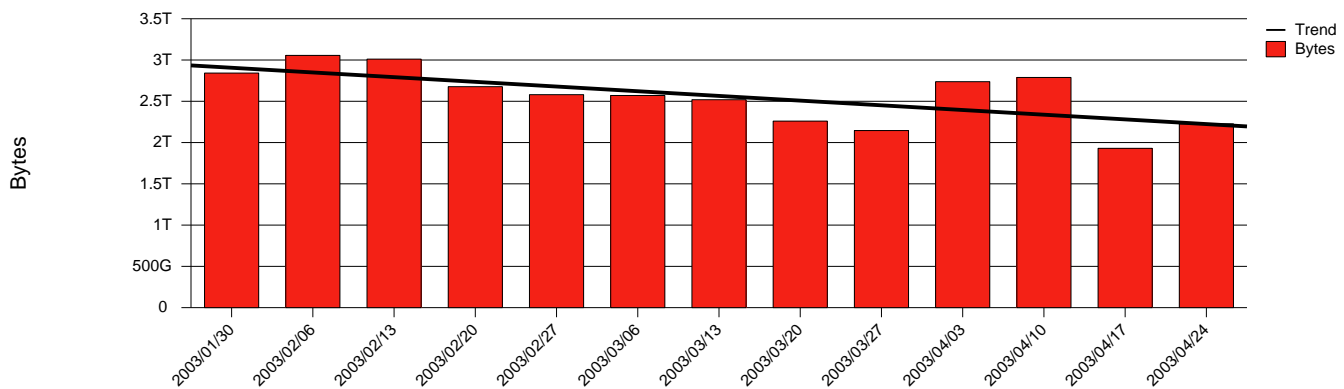


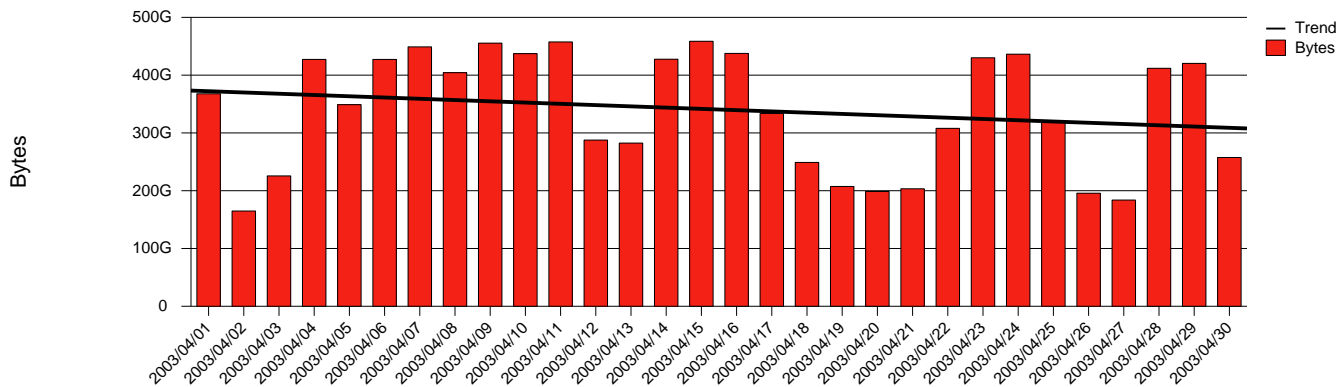
Total Network Volume by Month



Total Network Volume by Week



Total Network Volume by Day



Situations to Watch

Rank	Element Name	Variable	Threshold	Monthly Average		Days to (from) Threshold
			Value	Actual	Predicted	
1	su2-SRP(In)	Volume (Bandwidth %)	80.000	0.390	0.416	Increasing
2	su1-SRP(Out)	Volume (Bandwidth %)	80.000	0.395	0.458	Increasing
3	su2-SRP(Out)	Volume (Bandwidth %)	80.000	0.409	0.471	Increasing
4	su1-SRP(In)	Volume (Bandwidth %)	80.000	0.116	0.120	Decreasing
5	su1-SRP(In)	Errors (% Frames)	5.000	0.000	0.000	Decreasing
6	su2-SRP(In)	Errors (% Frames)	5.000	0.000	0.000	Decreasing