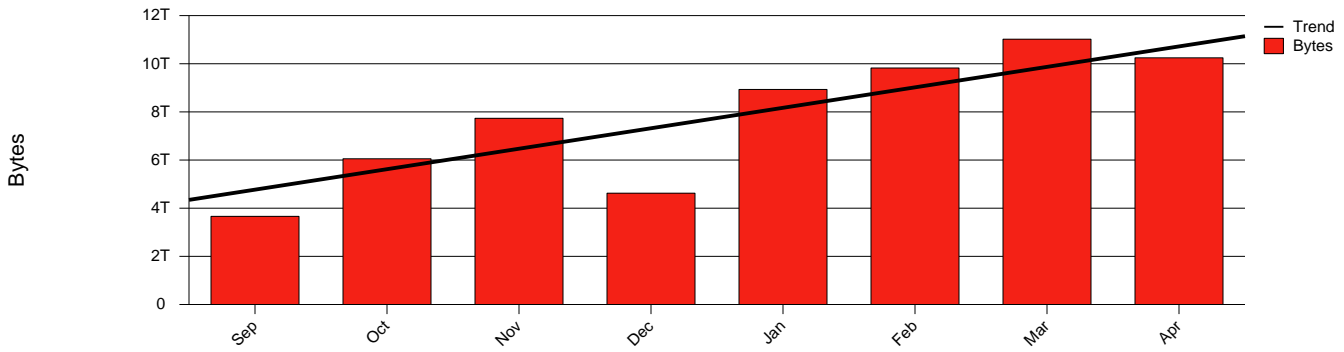
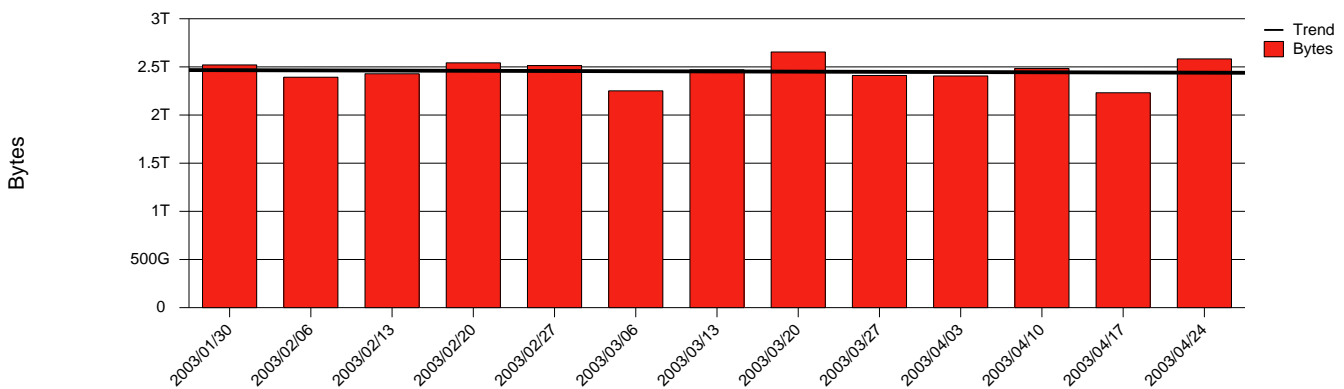


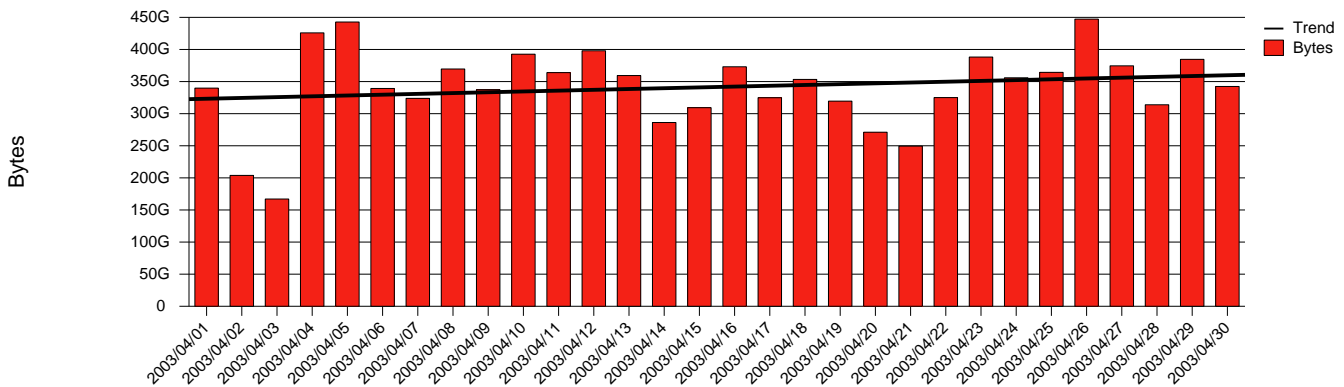
**Total Network Volume by Month**



**Total Network Volume by Week**



**Total Network Volume by Day**



**Situations to Watch**

Rank	Element Name	Variable	Threshold	Monthly Average		Days to (from)
			Value	Actual	Predicted	Threshold
1	sh2-SRP(Out)	Volume (Bandwidth %)	80.000	0.926	0.963	Increasing
2	sh2-SRP(In)	Volume (Bandwidth %)	80.000	0.387	0.385	Increasing
3	sh2-SRP(In)	Errors (% Frames)	5.000	0.000	0.000	Decreasing
4	sh1-SRP(In)	Volume (Bandwidth %)	80.000	0.000	0.000	Decreasing
5	sh1-SRP(In)	Errors (% Frames)	5.000	0.002	0.005	Decreasing
6	sh1-SRP(Out)	Volume (Bandwidth %)	80.000	0.000	0.000	Decreasing