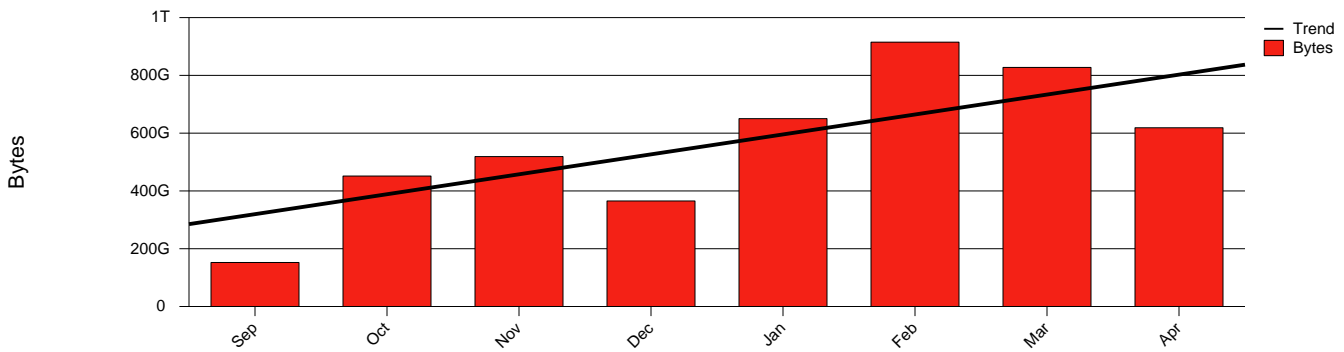
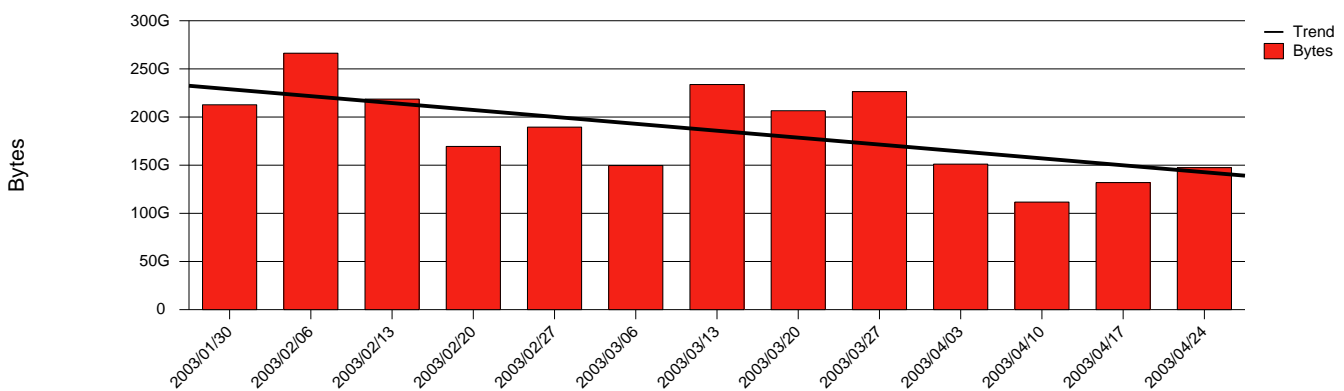


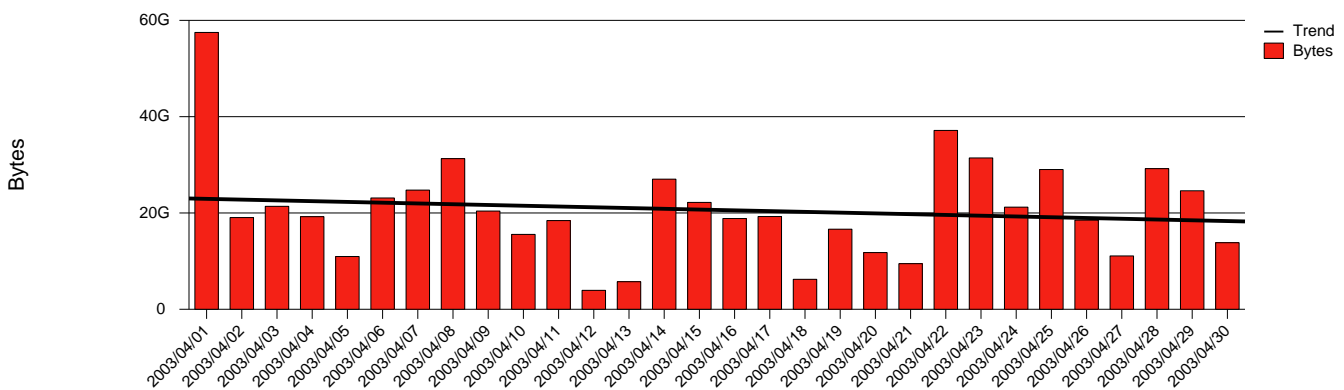
Total Network Volume by Month



Total Network Volume by Week



Total Network Volume by Day



Situations to Watch

| Rank | Element Name | Variable | Threshold | Monthly Average | | Days to (from) Threshold |
|------|---------------|----------------------|-----------|-----------------|-----------|--------------------------|
| | | | Value | Actual | Predicted | |
| 1 | lhs2-SRP(In) | Volume (Bandwidth %) | 80.000 | 0.023 | 0.027 | Increasing |
| 2 | lhs1-SRP(In) | Volume (Bandwidth %) | 80.000 | 0.025 | 0.029 | Increasing |
| 3 | lhs1-SRP(Out) | Volume (Bandwidth %) | 80.000 | 0.031 | 0.048 | Increasing |
| 4 | lhs1-SRP(In) | Errors (% Frames) | 5.000 | 0.000 | 0.000 | Increasing |
| 5 | lhs2-SRP(Out) | Volume (Bandwidth %) | 80.000 | 0.000 | 0.000 | Increasing |
| 6 | lhs2-SRP(In) | Errors (% Frames) | 5.000 | 0.000 | 0.000 | Decreasing |