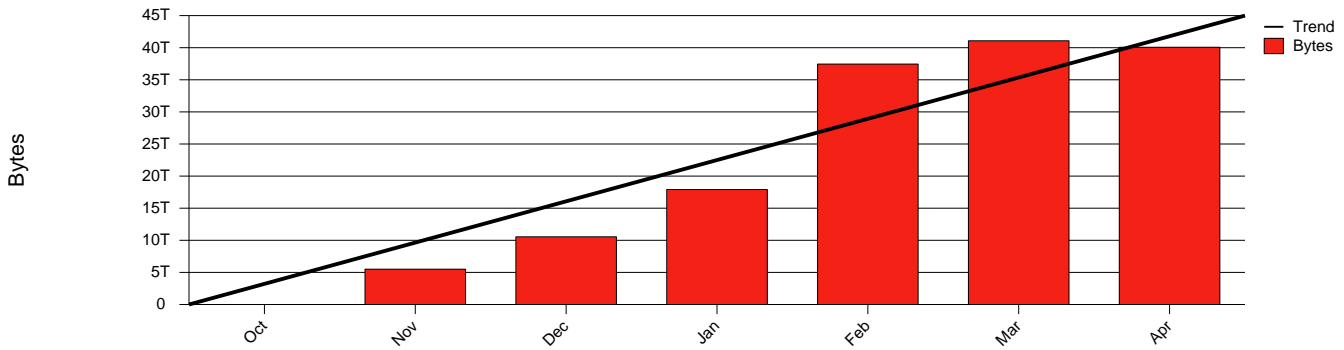
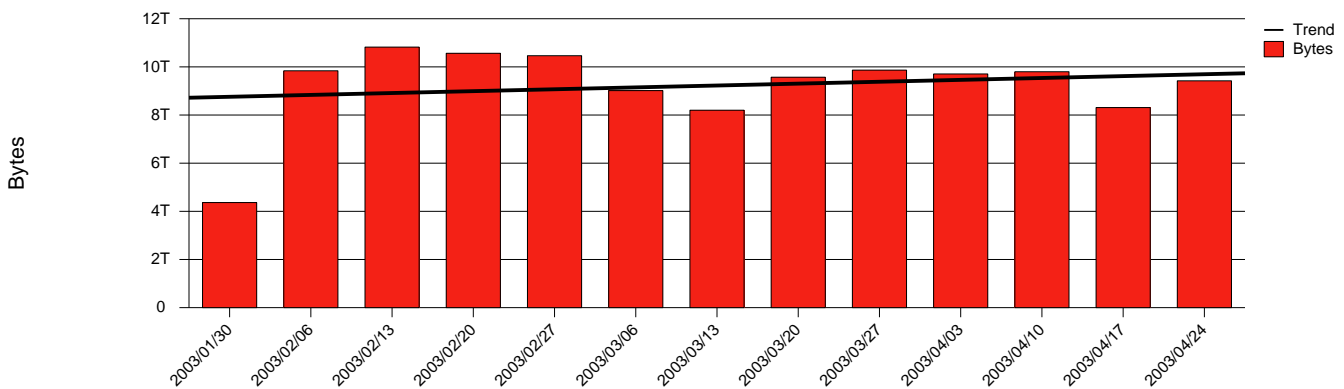


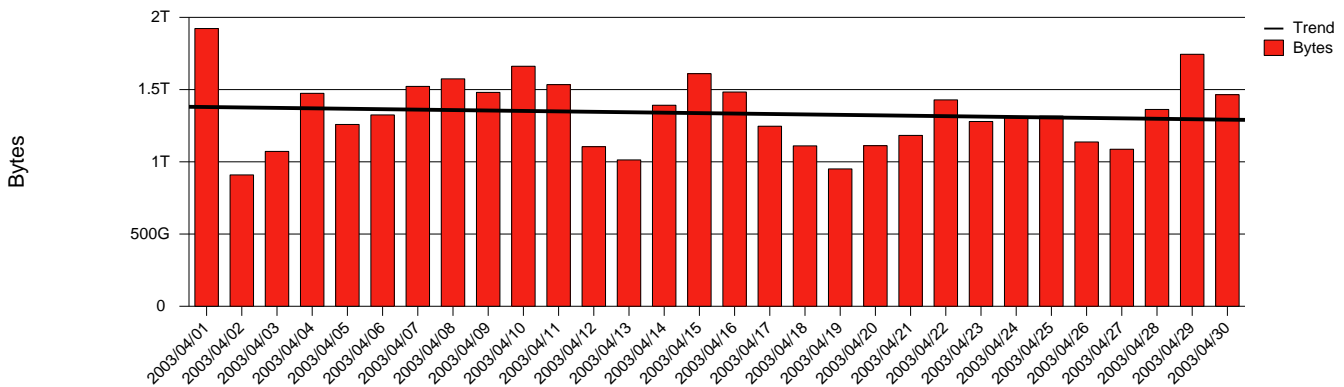
Total Network Volume by Month



Total Network Volume by Week



Total Network Volume by Day



Situations to Watch

| Rank | Element Name | Variable | Threshold | Monthly Average | | Days to (from) |
|------|---------------|----------------------|-----------|-----------------|-----------|----------------|
| | | | Value | Actual | Predicted | Threshold |
| 1 | kth1-SRP(Out) | Volume (Bandwidth %) | 80.000 | 1.844 | 1.901 | Increasing |
| 2 | kth2-SRP(In) | Volume (Bandwidth %) | 80.000 | 1.586 | 1.350 | Increasing |
| 3 | kth2-SRP(In) | Errors (% Frames) | 5.000 | 0.000 | 0.000 | Increasing |
| 4 | kth1-SRP(In) | Volume (Bandwidth %) | 80.000 | 0.956 | 0.965 | Decreasing |
| 5 | kth2-SRP(Out) | Volume (Bandwidth %) | 80.000 | 0.753 | 0.709 | Decreasing |