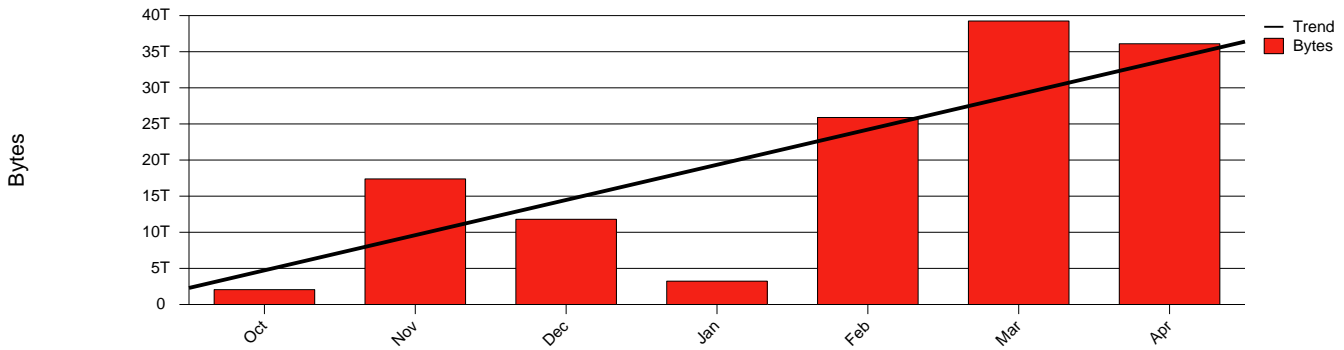
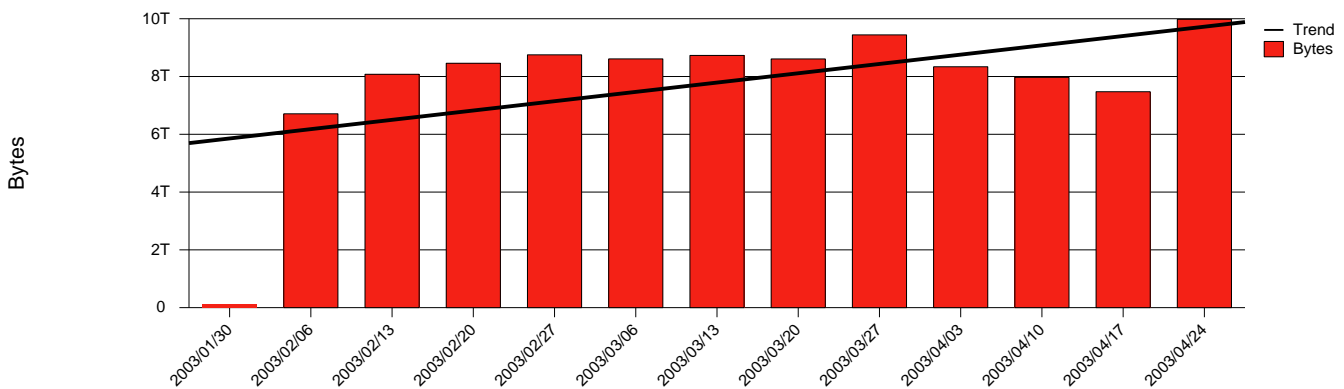


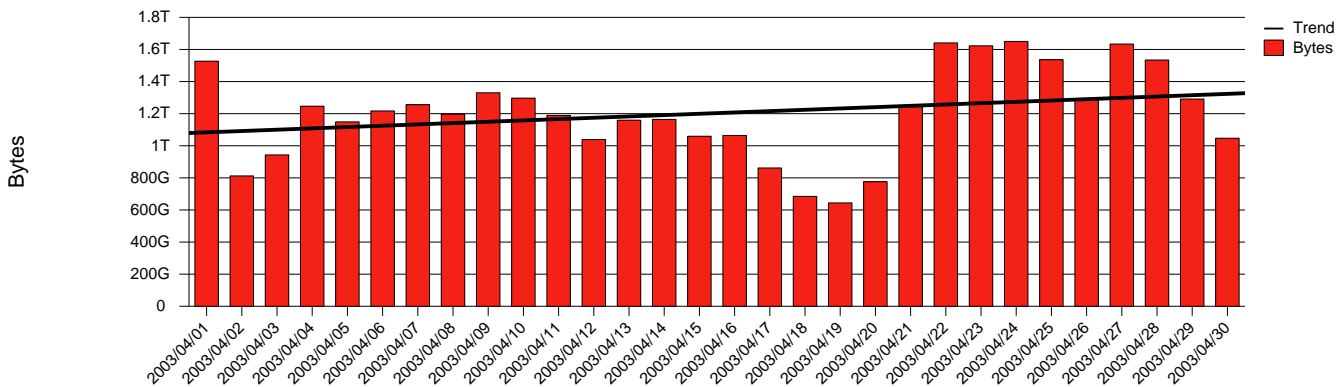
Total Network Volume by Month



Total Network Volume by Week



Total Network Volume by Day



Situations to Watch

Rank	Element Name	Variable	Threshold	Monthly Average		Days to (from) Threshold
			Value	Actual	Predicted	
1	oru1-SRP(In)	Volume (Bandwidth %)	80.000	1.786	1.600	Increasing
2	oru2-SRP(In)	Volume (Bandwidth %)	80.000	0.201	0.764	Increasing
3	oru2-SRP(Out)	Volume (Bandwidth %)	80.000	2.582	2.378	Increasing
4	oru1-SRP(Out)	Volume (Bandwidth %)	80.000	0.061	0.062	Increasing
5	oru1-SRP(In)	Errors (% Frames)	5.000	0.000	0.001	Increasing
6	oru2-SRP(In)	Errors (% Frames)	5.000	0.000	0.000	Decreasing