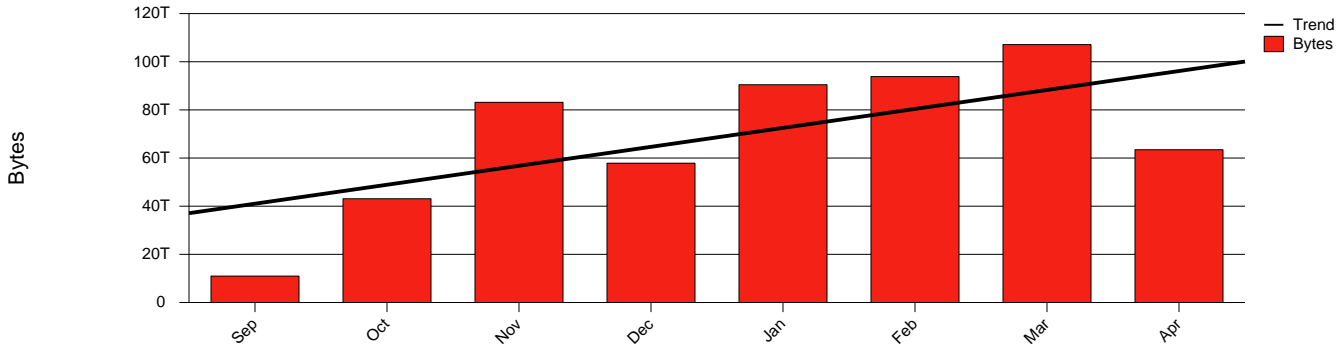
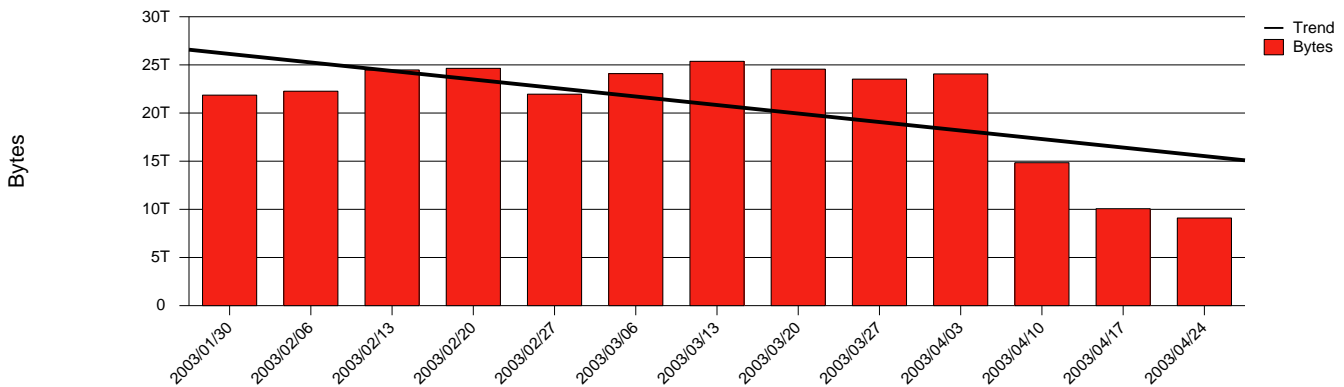


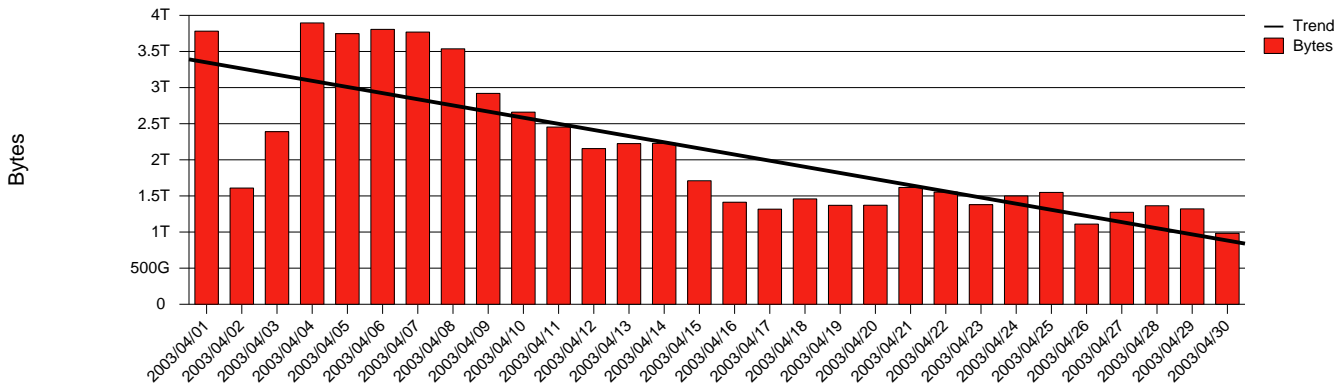
Total Network Volume by Month



Total Network Volume by Week



Total Network Volume by Day



Situations to Watch

Rank	Element Name	Variable	Threshold Value	Monthly Average		Days to (from) Threshold
				Actual	Predicted	
1	lu1-SRP(Out)	Volume (Bandwidth %)	80.000	1.581	1.354	Increasing
2	lu1-SRP(In)	Volume (Bandwidth %)	80.000	0.987	1.008	Increasing
3	lu1-SRP(In)	Errors (% Frames)	5.000	0.000	0.004	Increasing
4	lu2-SRP(In)	Errors (% Frames)	5.000	0.000	0.000	Increasing
5	lu2-SRP(Out)	Discards (% Frames)	10.000	0.000	0.000	Increasing
6	lu2-SRP(In)	Volume (Bandwidth %)	80.000	2.271	3.687	Decreasing
7	lu2-SRP(Out)	Volume (Bandwidth %)	80.000	3.299	5.115	Decreasing