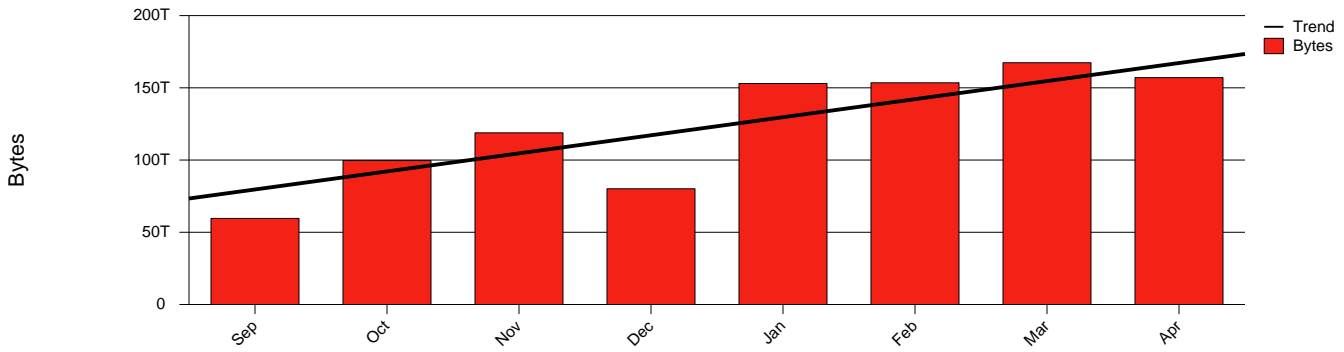
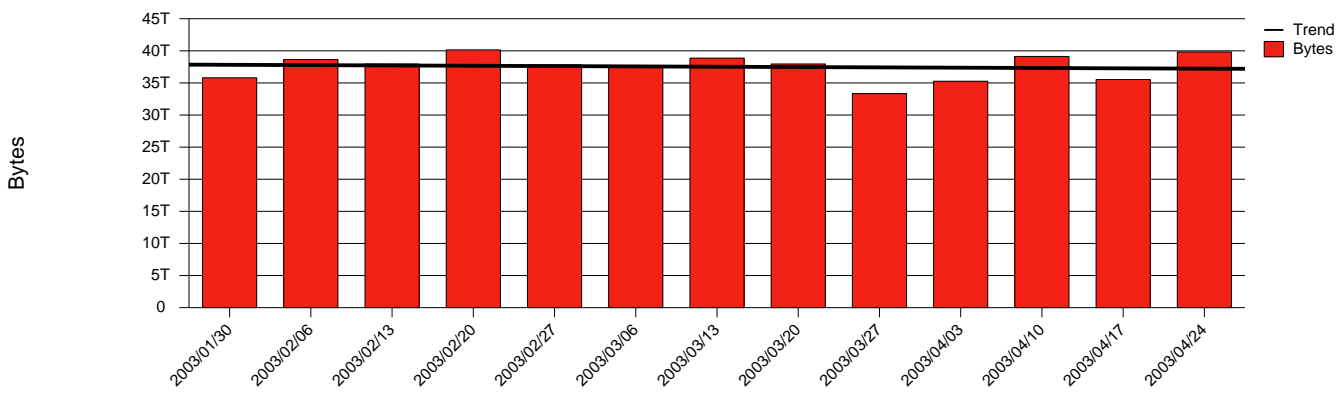


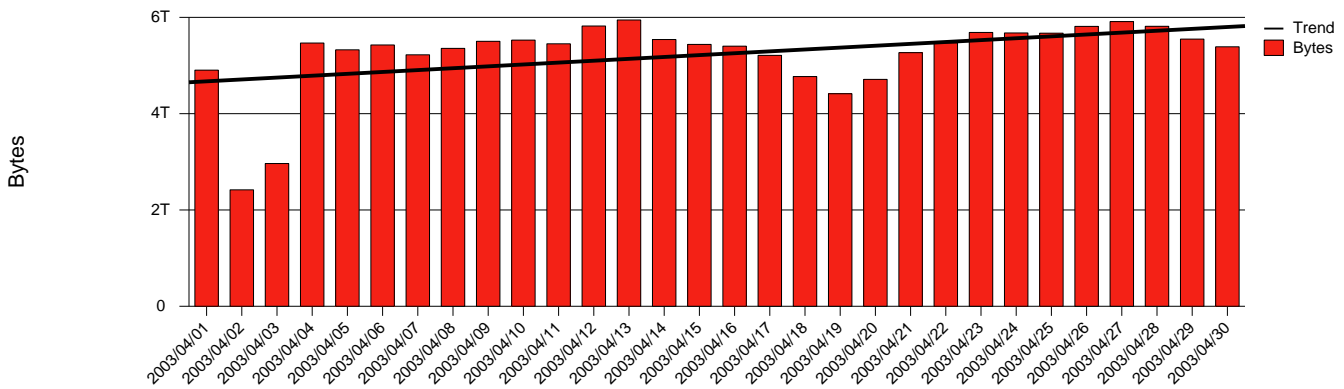
Total Network Volume by Month



Total Network Volume by Week



Total Network Volume by Day



Situations to Watch

Rank	Element Name	Variable	Threshold	Monthly Average		Days to (from)
			Value	Actual	Predicted	Threshold
1	ltu1-SRP(Out)	Volume (Bandwidth %)	80.000	12.644	13.307	Increasing
2	ltu1-SRP(In)	Volume (Bandwidth %)	80.000	7.363	7.582	Increasing
3	ltu2-SRP(Out)	Volume (Bandwidth %)	80.000	0.065	0.084	Increasing
4	ltu2-SRP(In)	Volume (Bandwidth %)	80.000	0.068	0.046	Increasing
5	ltu2-SRP(In)	Discards (% Frames)	10.000	0.000	0.000	Increasing
6	ltu1-SRP(In)	Errors (% Frames)	5.000	0.000	0.000	Decreasing
7	ltu2-SRP(In)	Errors (% Frames)	5.000	0.000	0.000	Decreasing