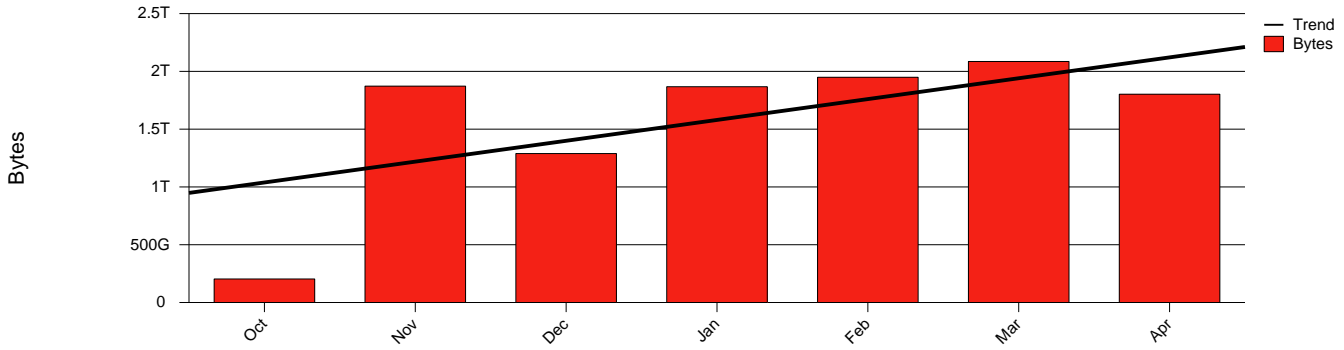
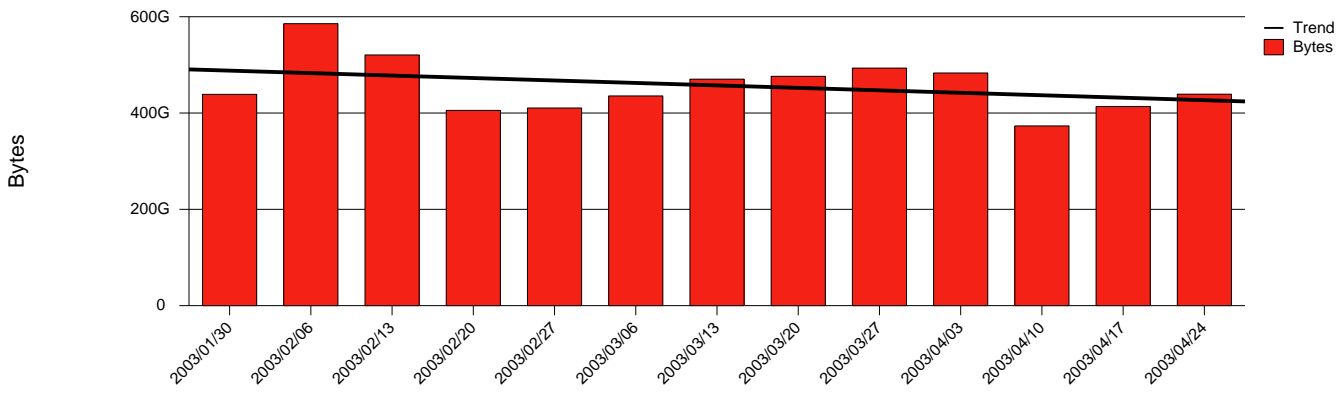


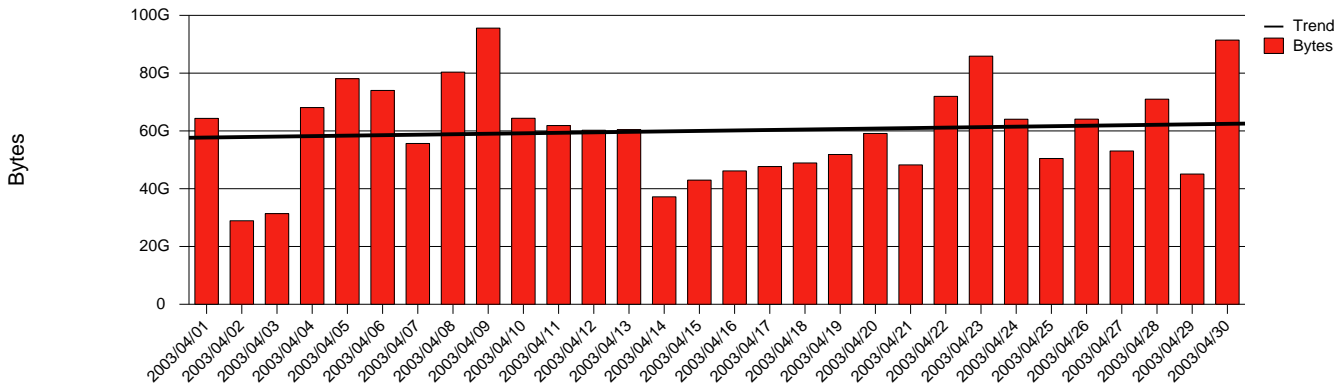
Total Network Volume by Month



Total Network Volume by Week



Total Network Volume by Day



Situations to Watch

Rank	Element Name	Variable	Threshold	Monthly Average		Days to (from) Threshold
			Value	Actual	Predicted	
1	irf2-SRP(In)	Errors (% Frames)	5.000	0.295	0.157	Increasing
2	irf1-SRP(In)	Volume (Bandwidth %)	80.000	0.092	0.070	Increasing
3	irf1-SRP(Out)	Volume (Bandwidth %)	80.000	0.139	0.157	Increasing
4	irf2-SRP(Out)	Volume (Bandwidth %)	80.000	0.000	0.001	Increasing
5	irf2-SRP(In)	Volume (Bandwidth %)	80.000	0.001	0.022	Decreasing
6	irf1-SRP(In)	Errors (% Frames)	5.000	0.000	0.000	Decreasing