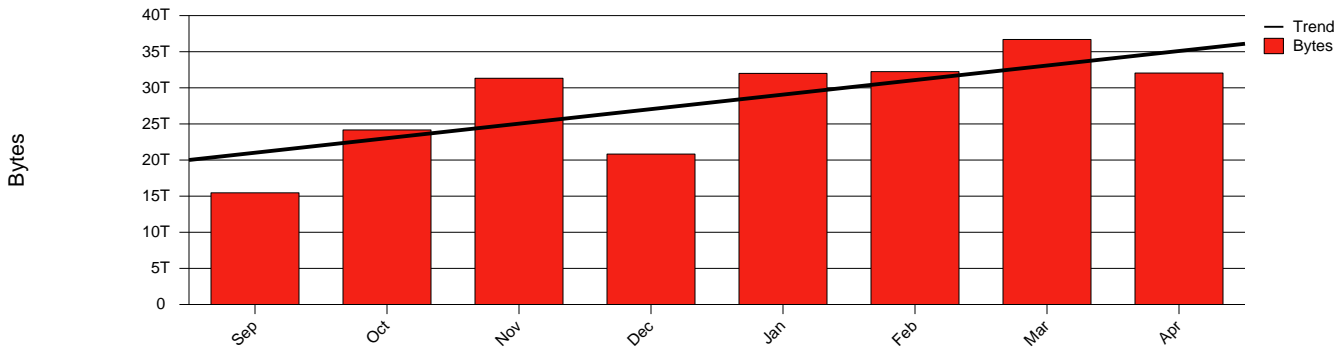
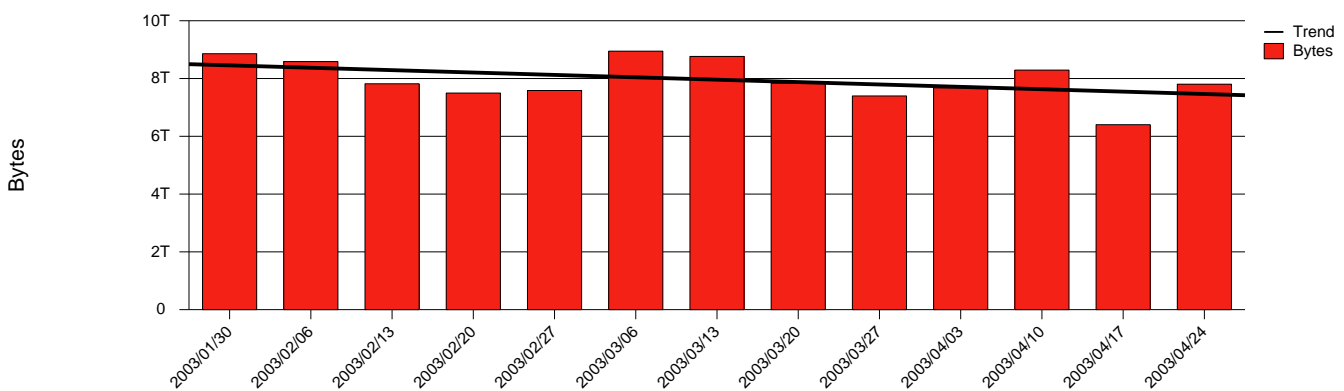


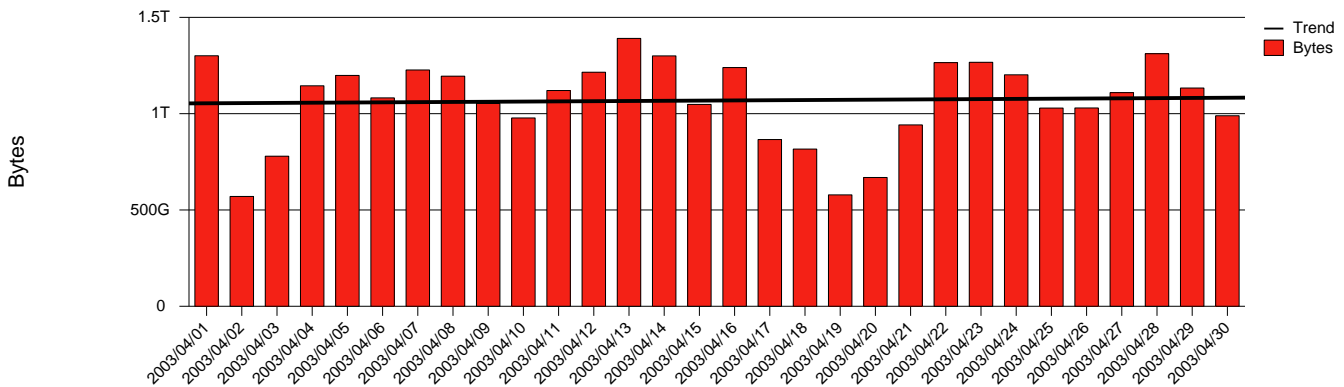
Total Network Volume by Month



Total Network Volume by Week



Total Network Volume by Day



Situations to Watch

| Rank | Element Name | Variable | Threshold | Monthly Average | | Days to (from) Threshold |
|------|---------------|----------------------|-----------|-----------------|-----------|--------------------------|
| | | | Value | Actual | Predicted | |
| 1 | kau2-SRP(Out) | Volume (Bandwidth %) | 80.000 | 1.330 | 1.359 | Increasing |
| 2 | kau1-SRP(Out) | Volume (Bandwidth %) | 80.000 | 1.359 | 1.423 | Increasing |
| 3 | kau1-SRP(In) | Volume (Bandwidth %) | 80.000 | 1.273 | 1.460 | Increasing |
| 4 | kau2-SRP(In) | Volume (Bandwidth %) | 80.000 | 0.147 | 0.082 | Increasing |
| 5 | kau1-SRP(In) | Errors (% Frames) | 5.000 | 0.000 | 0.000 | Increasing |
| 6 | kau2-SRP(In) | Errors (% Frames) | 5.000 | 0.000 | 0.000 | Decreasing |