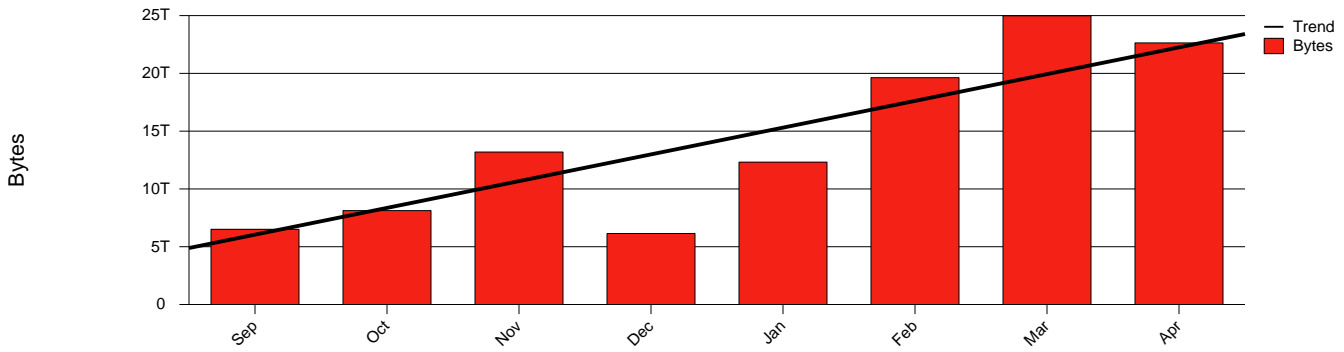
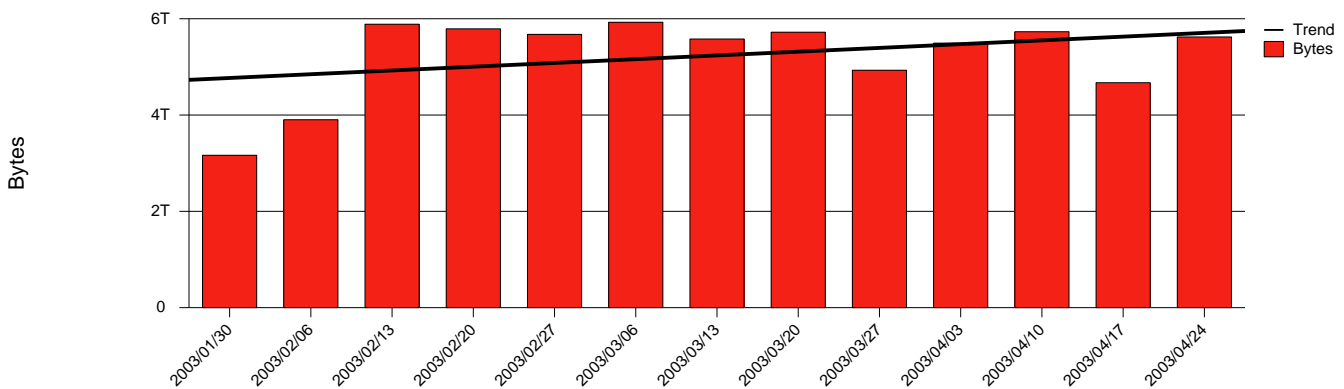


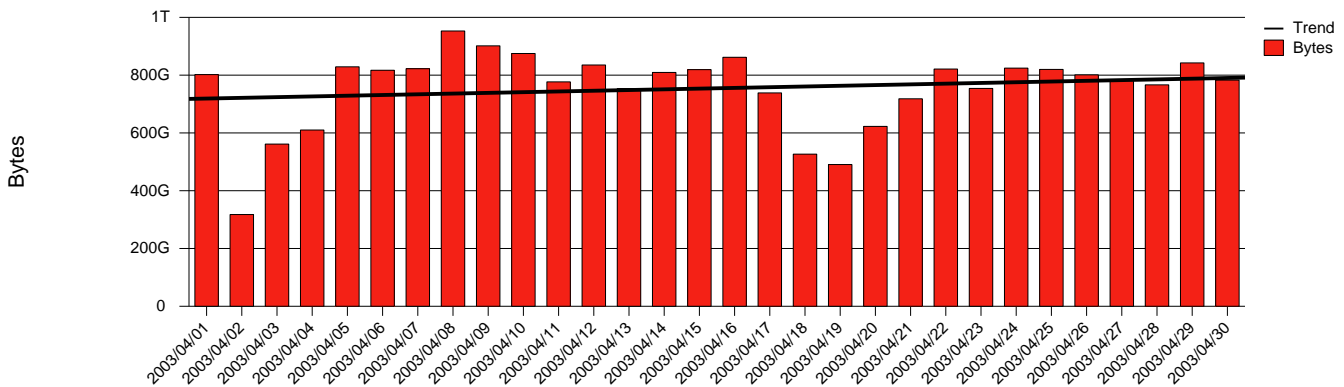
Total Network Volume by Month



Total Network Volume by Week



Total Network Volume by Day



Situations to Watch

| Rank | Element Name | Variable | Threshold | Monthly Average | | Days to (from) Threshold |
|------|--------------|----------------------|-----------|-----------------|-----------|--------------------------|
| | | | Value | Actual | Predicted | |
| 1 | hj1-SRP(In) | Volume (Bandwidth %) | 80.000 | 1.225 | 1.024 | Increasing |
| 2 | hj1-SRP(Out) | Volume (Bandwidth %) | 80.000 | 0.815 | 0.851 | Increasing |
| 3 | hj2-SRP(Out) | Volume (Bandwidth %) | 80.000 | 0.816 | 0.795 | Increasing |
| 4 | hj2-SRP(In) | Errors (% Frames) | 5.000 | 0.000 | 0.000 | Increasing |
| 5 | hj1-SRP(In) | Errors (% Frames) | 5.000 | 0.000 | 0.000 | Decreasing |
| 6 | hj2-SRP(In) | Volume (Bandwidth %) | 80.000 | 0.047 | 0.327 | Decreasing |