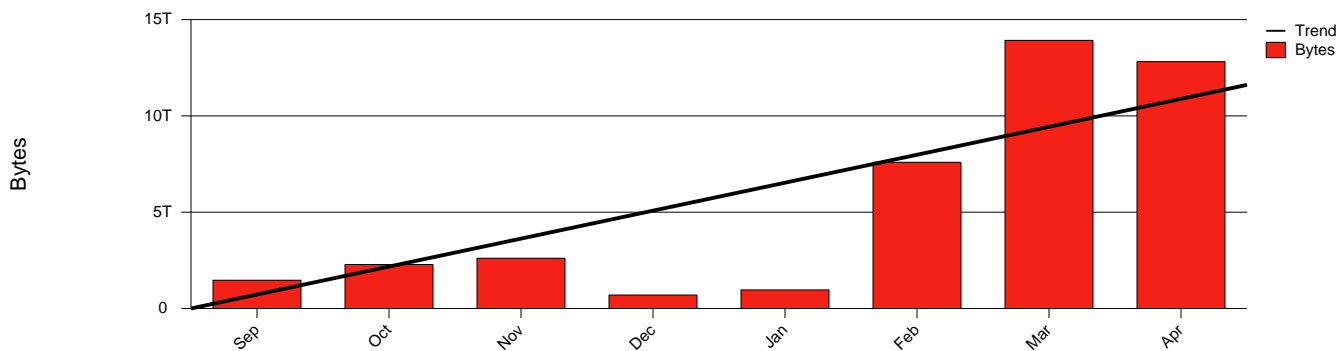
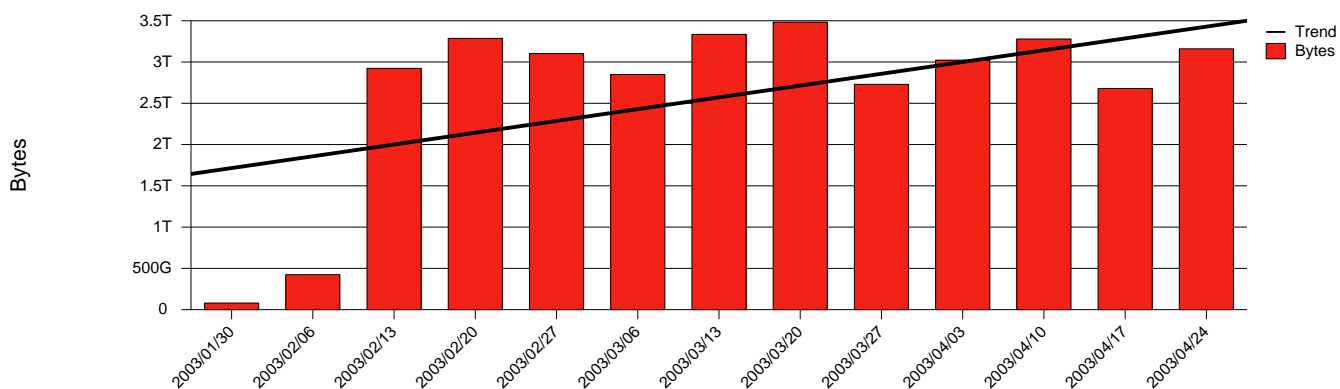


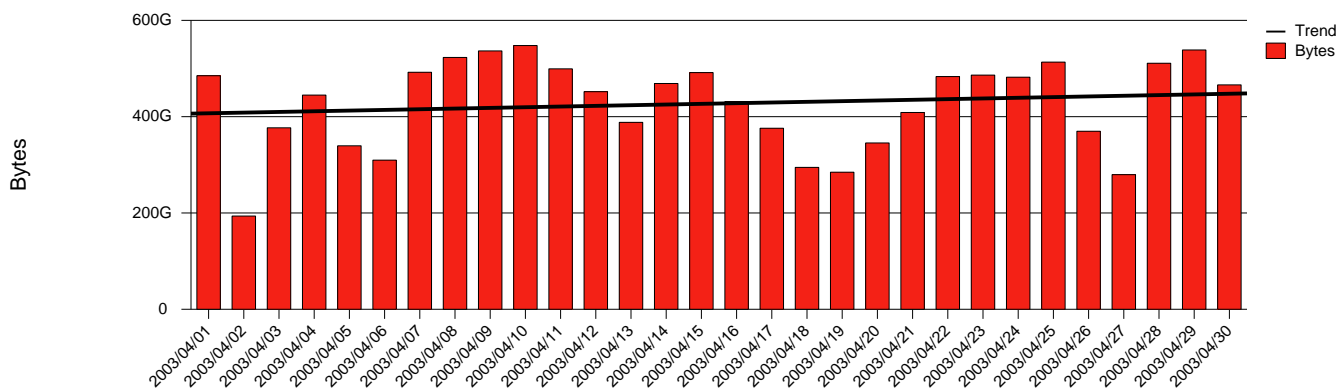
Total Network Volume by Month



Total Network Volume by Week



Total Network Volume by Day



Situations to Watch

Rank	Element Name	Variable	Threshold	Monthly Average		Days to (from)
			Value	Actual	Predicted	Threshold
1	gu1-SRP(Out)	Volume (Bandwidth %)	80.000	0.755	0.815	Increasing
2	gu1-SRP(In)	Volume (Bandwidth %)	80.000	0.757	0.620	Increasing
3	gu2-SRP(Out)	Discards (% Frames)	10.000	0.001	0.000	Increasing
4	gu2-SRP(In)	Errors (% Frames)	5.000	0.000	0.000	Increasing
5	gu1-SRP(In)	Errors (% Frames)	5.000	0.000	0.000	Increasing
6	gu2-SRP(In)	Volume (Bandwidth %)	80.000	0.132	0.105	Decreasing
7	gu2-SRP(Out)	Volume (Bandwidth %)	80.000	0.000	0.000	Decreasing