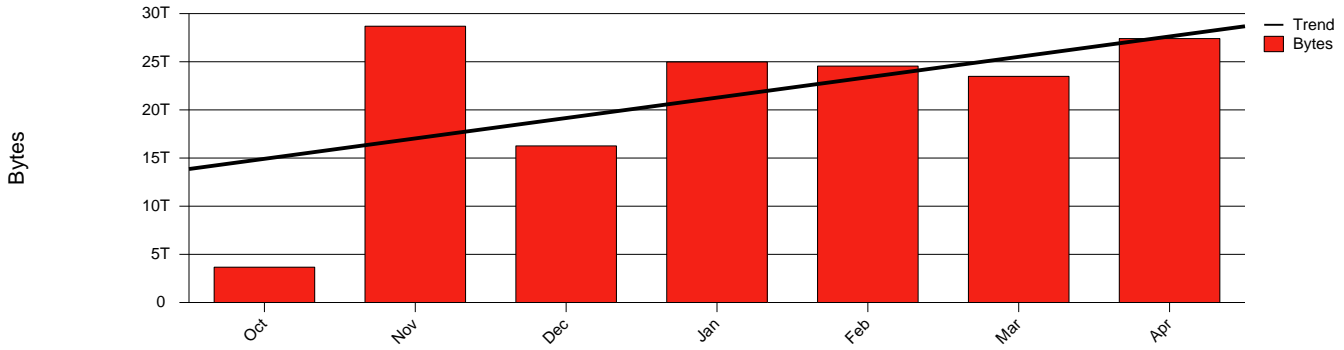
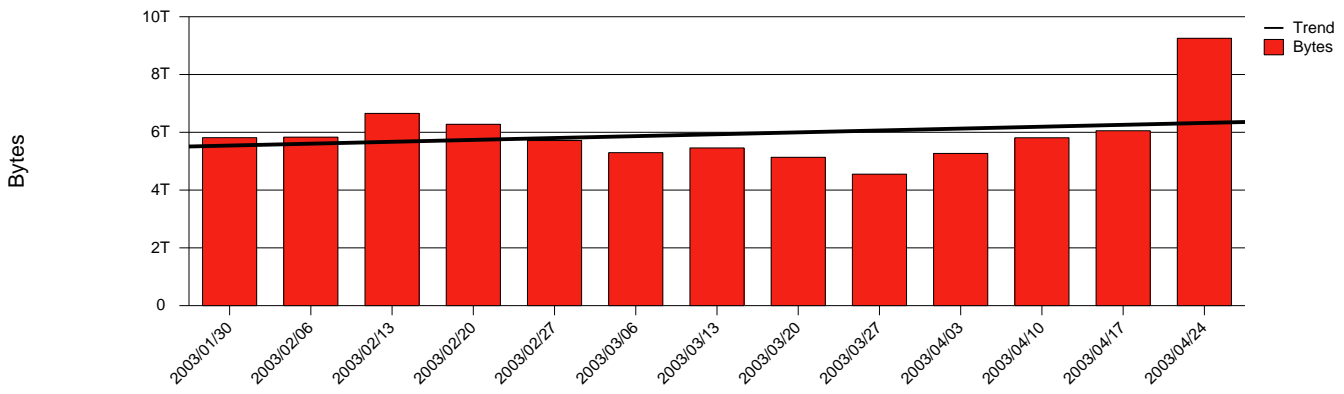


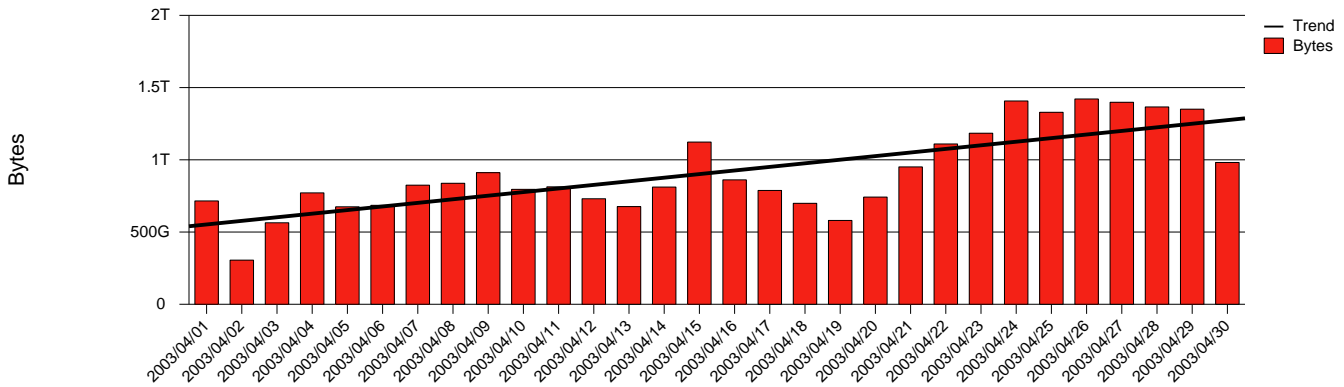
Total Network Volume by Month



Total Network Volume by Week



Total Network Volume by Day



Situations to Watch

Rank	Element Name	Variable	Threshold	Monthly Average		Days to (from) Threshold
			Value	Actual	Predicted	
1	hig2-SRP(In)	Volume (Bandwidth %)	80.000	1.212	0.806	Increasing
2	hig2-SRP(In)	Errors (% Frames)	5.000	0.000	0.000	Increasing
3	hig1-SRP(Out)	Discards (% Frames)	10.000	0.000	0.000	Increasing
4	hig1-SRP(In)	Errors (% Frames)	5.000	0.000	0.000	Increasing
5	hig2-SRP(Out)	Volume (Bandwidth %)	80.000	0.999	0.852	Decreasing
6	hig1-SRP(In)	Volume (Bandwidth %)	80.000	0.215	0.531	Decreasing
7	hig1-SRP(Out)	Volume (Bandwidth %)	80.000	1.087	0.919	Decreasing