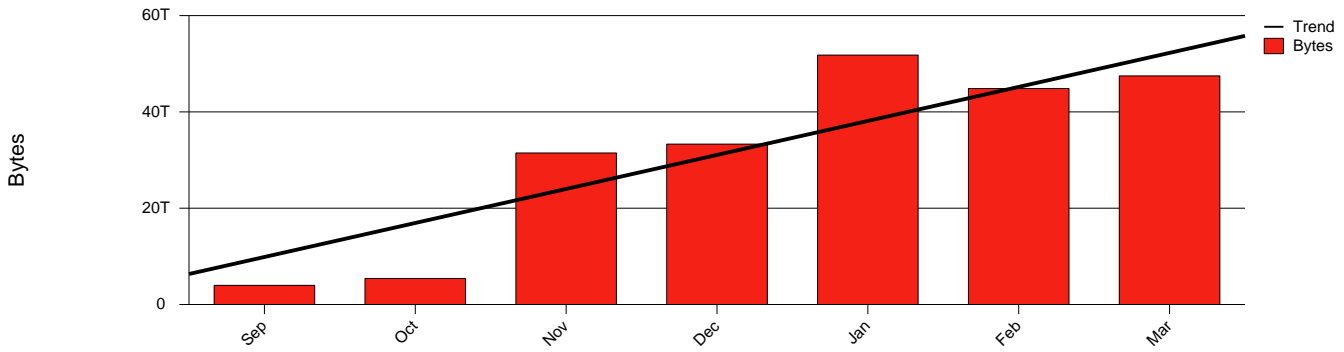


Västerås, MDH - Monthly Health Report

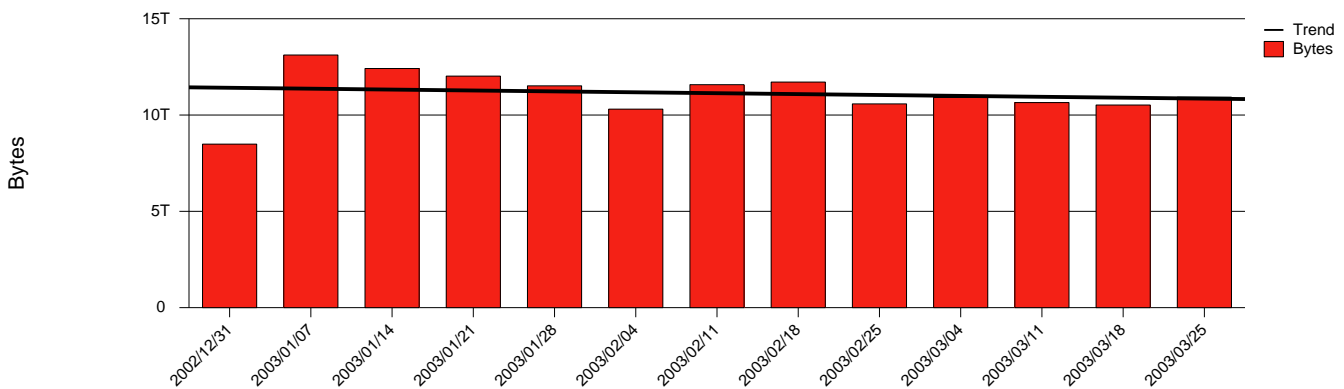
LAN/WAN

Report for 2003/03/31

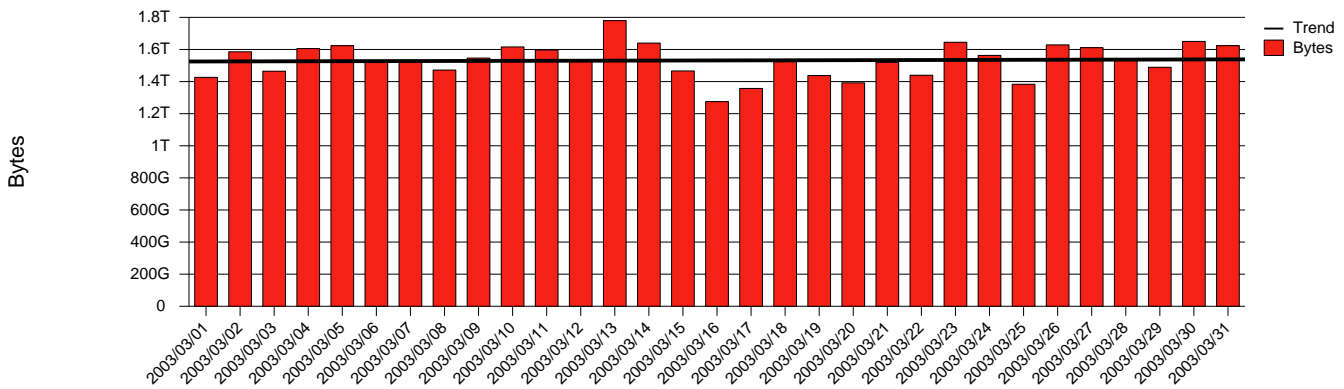
Total Network Volume by Month



Total Network Volume by Week



Total Network Volume by Day



Situations to Watch

Rank	Element Name	Variable	Threshold	Monthly Average		Days to (from)
			Value	Actual	Predicted	Threshold
1	mdh1-SRP(In)	Volume (Bandwidth %)	80.000	2.465	2.937	Increasing
2	mdh1-SRP(Out)	Volume (Bandwidth %)	80.000	3.001	3.540	Increasing
3	mdh2-SRP(Out)	Volume (Bandwidth %)	80.000	0.247	0.292	Increasing
4	mdh2-SRP(In)	Errors (% Frames)	5.000	0.007	0.007	Increasing
5	mdh2-SRP(In)	Volume (Bandwidth %)	80.000	0.000	0.001	Increasing
6	mdh1-SRP(In)	Errors (% Frames)	5.000	0.000	0.000	Increasing