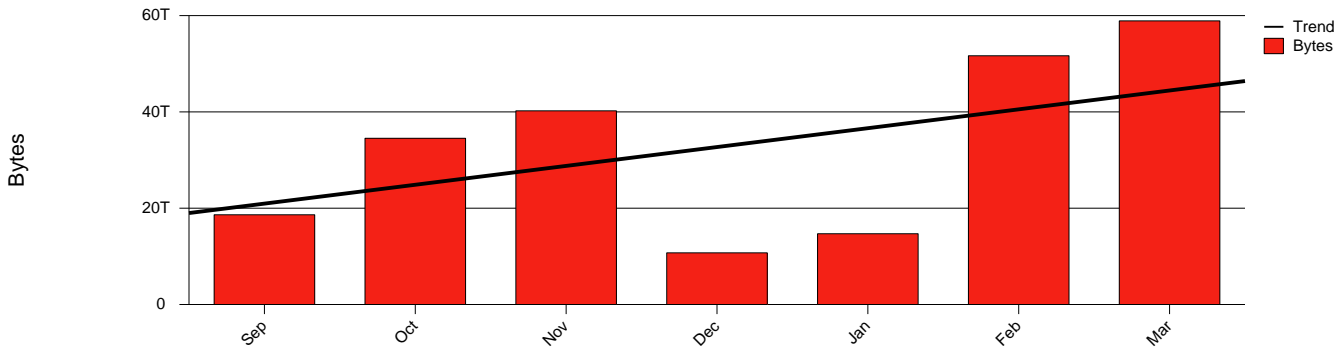


# Uppsala, UU - Monthly Health Report

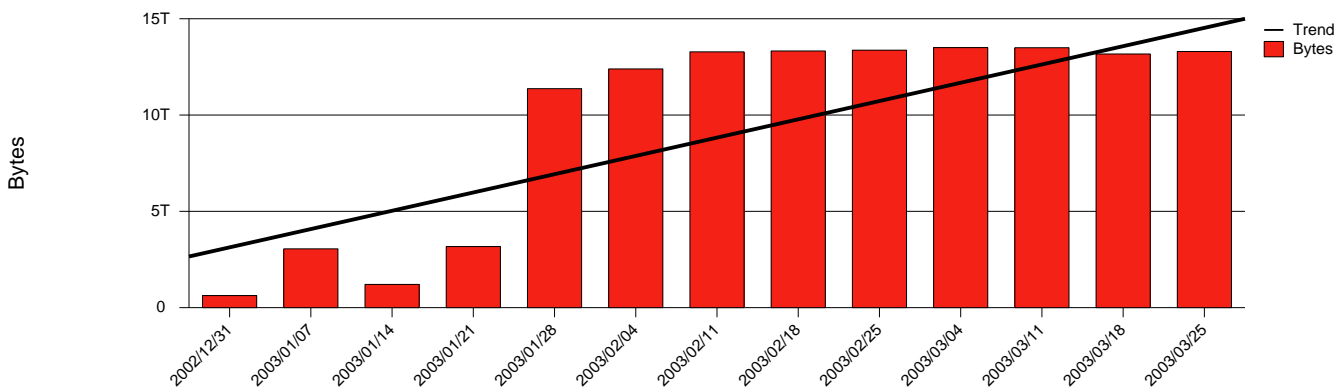
LAN/WAN

Report for 2003/03/31

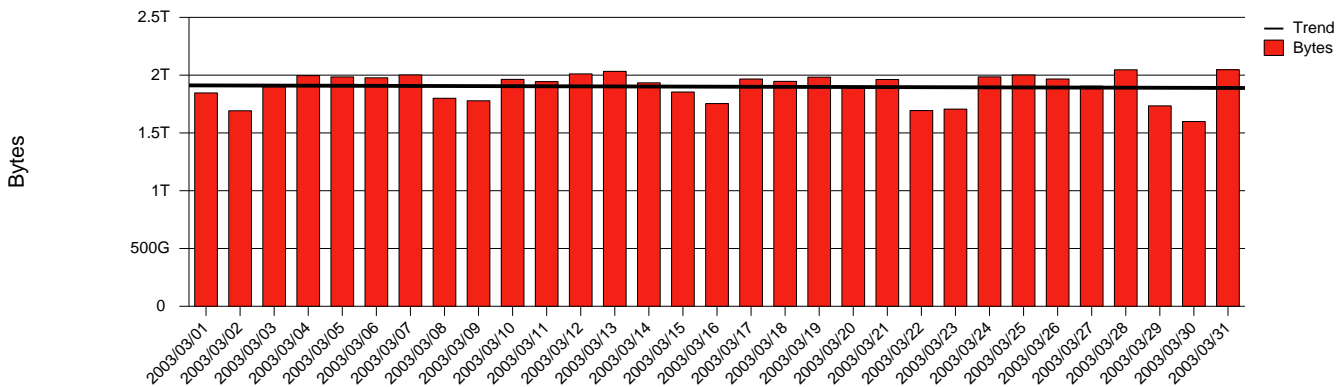
Total Network Volume by Month



Total Network Volume by Week



Total Network Volume by Day



Situations to Watch

| Rank | Element Name | Variable             | Threshold | Monthly Average |           | Days to (from) Threshold |
|------|--------------|----------------------|-----------|-----------------|-----------|--------------------------|
|      |              |                      | Value     | Actual          | Predicted |                          |
| 1    | uu1-SRP(In)  | Volume (Bandwidth %) | 80.000    | 3.756           | 3.728     | Increasing               |
| 2    | uu1-SRP(Out) | Volume (Bandwidth %) | 80.000    | 1.669           | 2.062     | Increasing               |
| 3    | uu2-SRP(Out) | Volume (Bandwidth %) | 80.000    | 1.661           | 0.798     | Increasing               |
| 4    | uu2-SRP(In)  | Errors (% Frames)    | 5.000     | 0.001           | 0.000     | Increasing               |
| 5    | uu2-SRP(In)  | Volume (Bandwidth %) | 80.000    | 0.003           | 0.000     | Decreasing               |
| 6    | uu1-SRP(In)  | Errors (% Frames)    | 5.000     | 0.000           | 0.000     | Decreasing               |