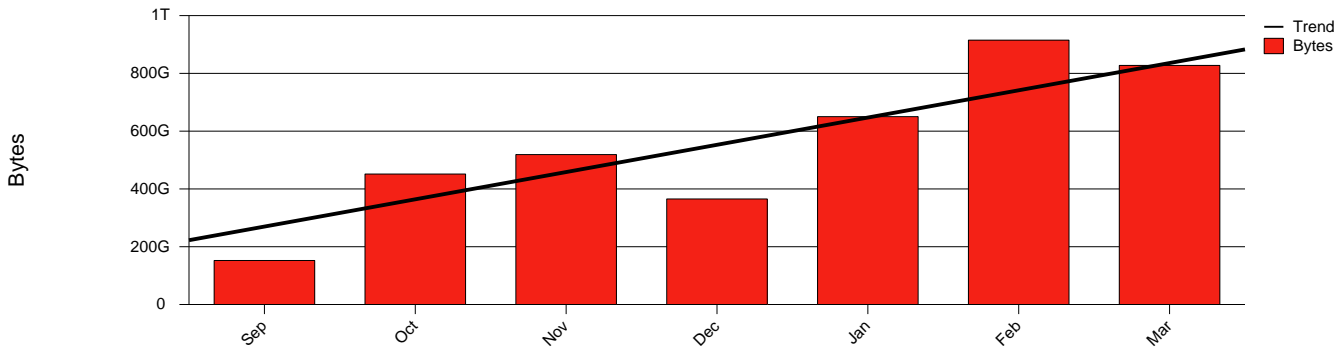


Stockholm, LHS - Monthly Health Report

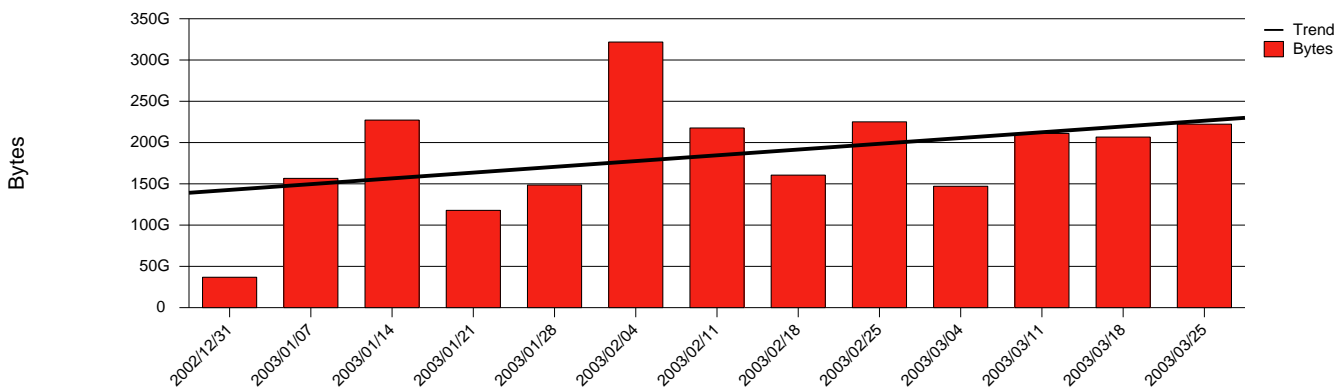
LAN/WAN

Report for 2003/03/31

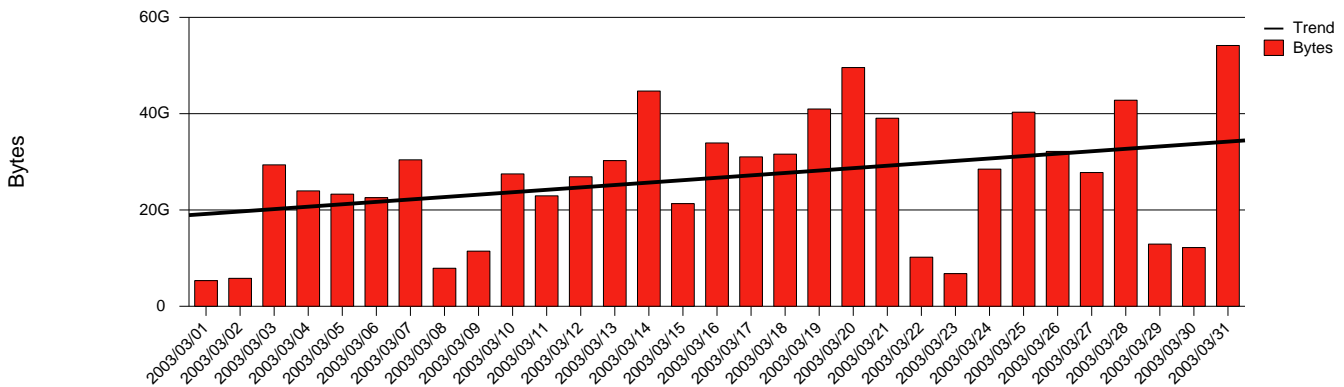
Total Network Volume by Month



Total Network Volume by Week



Total Network Volume by Day



Situations to Watch

Rank	Element Name	Variable	Threshold	Monthly Average		Days to (from) Threshold
			Value	Actual	Predicted	
1	lhs1-SRP(Out)	Volume (Bandwidth %)	80.000	0.037	0.055	Increasing
2	lhs2-SRP(In)	Volume (Bandwidth %)	80.000	0.030	0.026	Increasing
3	lhs1-SRP(In)	Volume (Bandwidth %)	80.000	0.033	0.029	Increasing
4	lhs1-SRP(In)	Errors (% Frames)	5.000	0.000	0.000	Increasing
5	lhs2-SRP(Out)	Volume (Bandwidth %)	80.000	0.000	0.000	Increasing
6	lhs2-SRP(In)	Errors (% Frames)	5.000	0.000	0.000	Decreasing