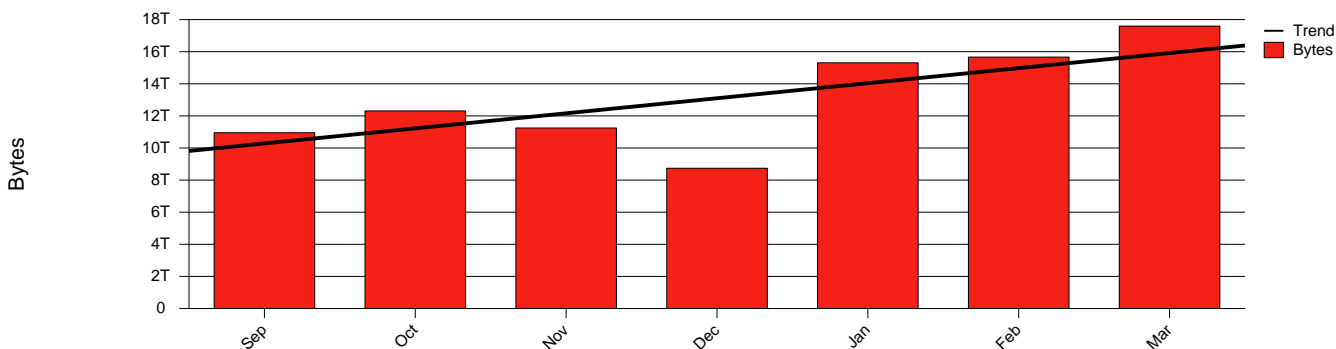


Stockholm, KI - Monthly Health Report

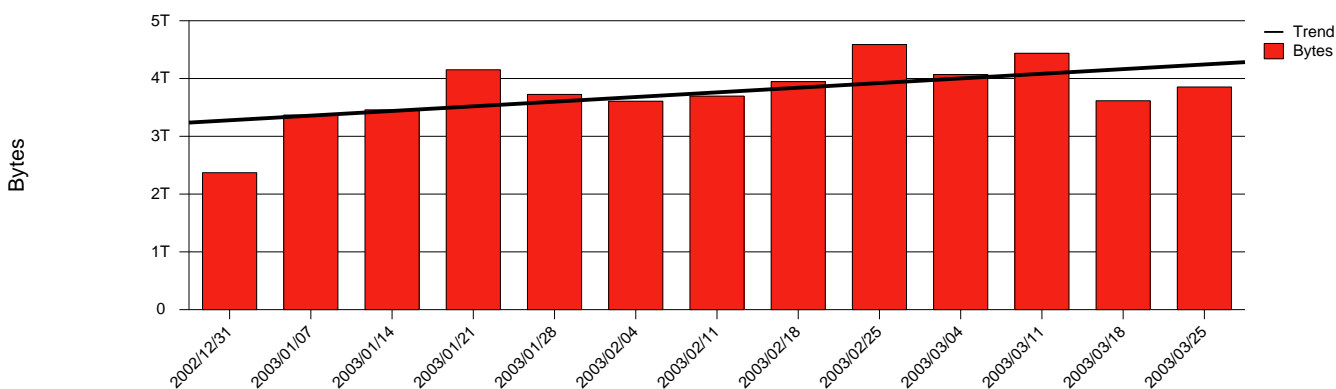
LAN/WAN

Report for 2003/03/31

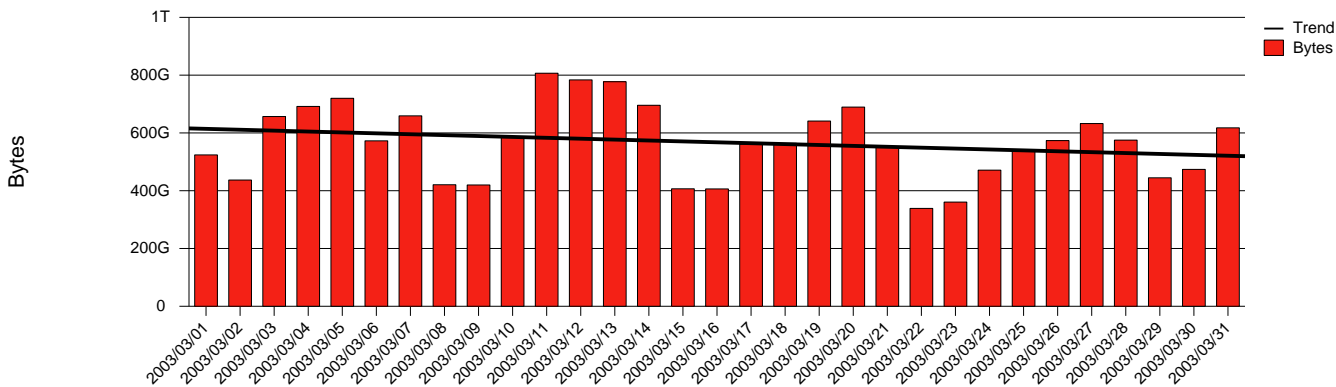
Total Network Volume by Month



Total Network Volume by Week



Total Network Volume by Day



Situations to Watch

Rank	Element Name	Variable	Threshold	Monthly Average		Days to (from)
			Value	Actual	Predicted	Threshold
1	ki2-SRP(Out)	Volume (Bandwidth %)	80.000	0.616	0.479	Increasing
2	ki1-SRP(In)	Volume (Bandwidth %)	80.000	0.880	0.683	Increasing
3	ki1-SRP(In)	Errors (% Frames)	5.000	0.003	4.121	Decreasing
4	ki1-SRP(Out)	Volume (Bandwidth %)	80.000	0.560	0.486	Decreasing
5	ki2-SRP(In)	Volume (Bandwidth %)	80.000	0.062	0.241	Decreasing
6	ki2-SRP(In)	Errors (% Frames)	5.000	0.000	0.013	Decreasing