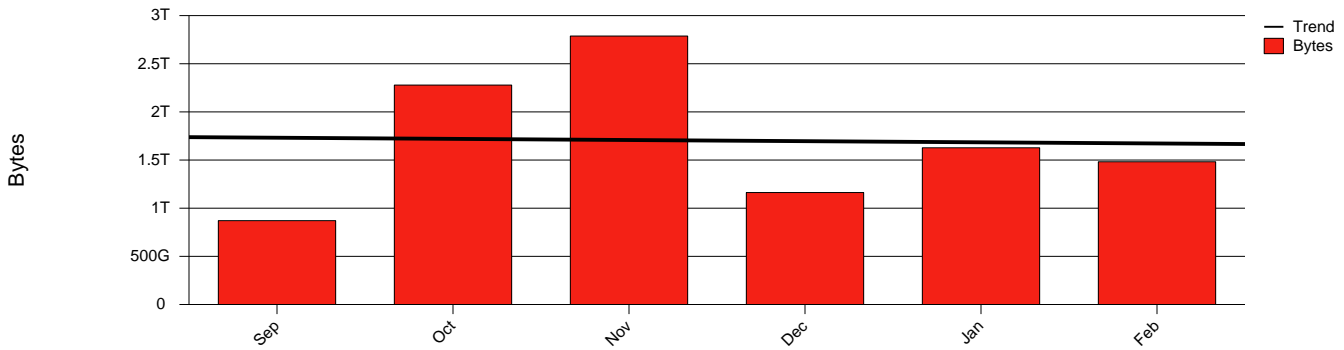
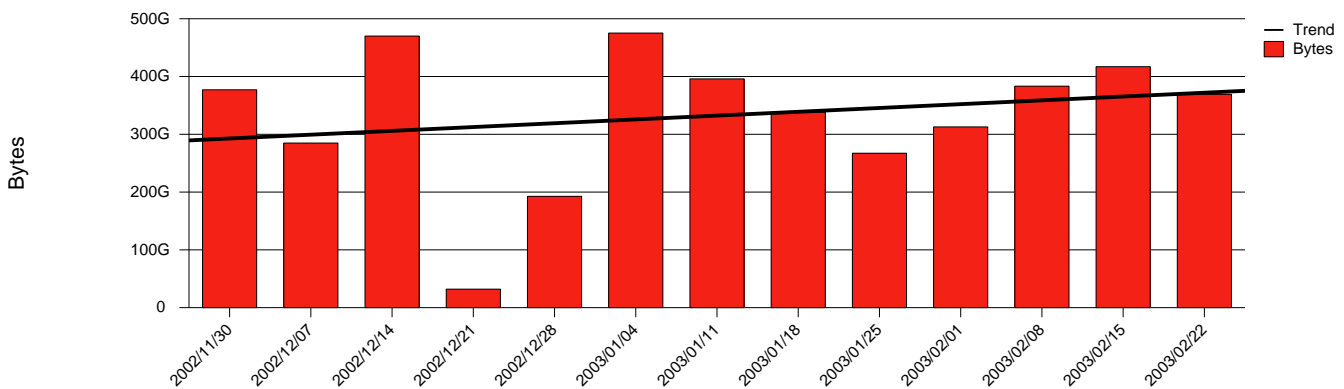


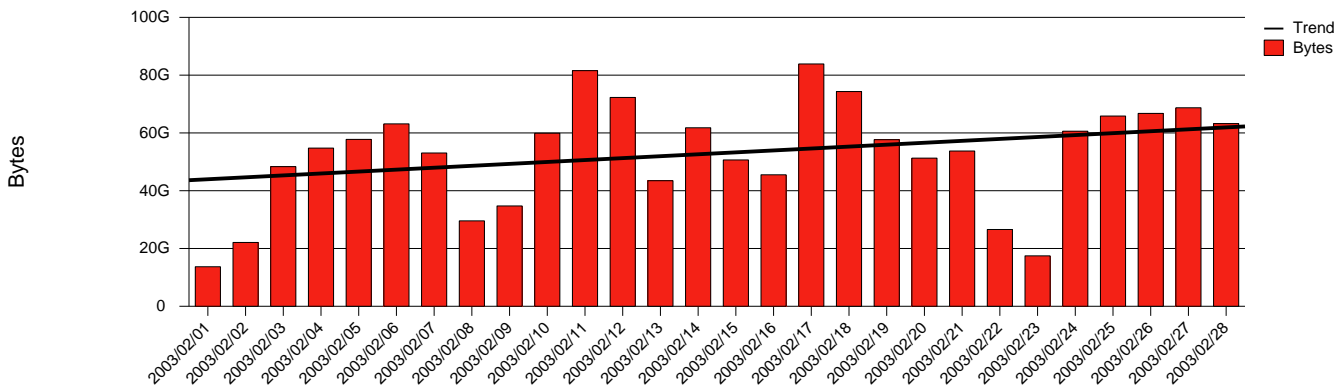
**Total Network Volume by Month**



**Total Network Volume by Week**



**Total Network Volume by Day**



**Situations to Watch**

Rank	Element Name	Variable	Threshold Value	Monthly Average		Days to (from) Threshold
				Actual	Predicted	
1	slu2-SRP(In)	Volume (Bandwidth %)	80.000	0.002	0.002	Increasing
2	slu1-SRP(In)	Volume (Bandwidth %)	80.000	0.122	0.122	Decreasing
3	slu1-SRP(In)	Errors (% Frames)	5.000	0.000	0.000	Decreasing
4	slu1-SRP(Out)	Volume (Bandwidth %)	80.000	0.020	0.013	Decreasing
5	slu2-SRP(Out)	Volume (Bandwidth %)	80.000	0.053	0.071	Decreasing