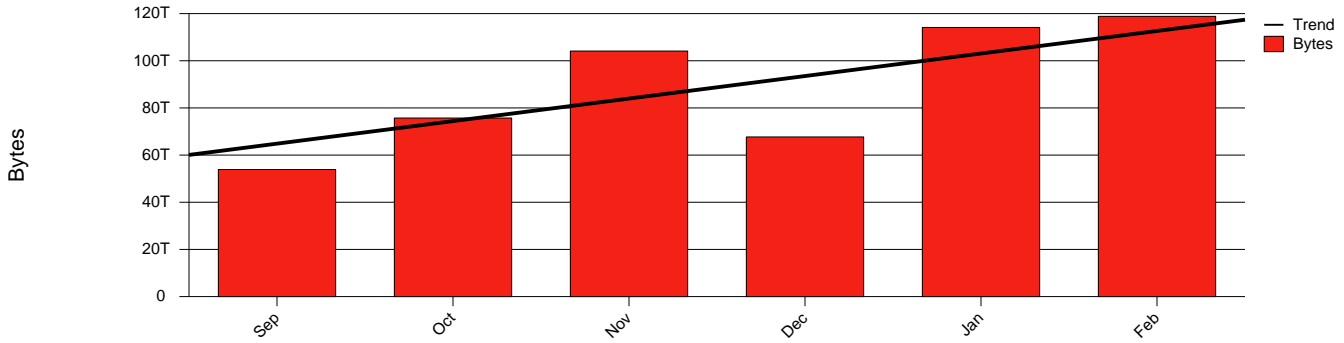
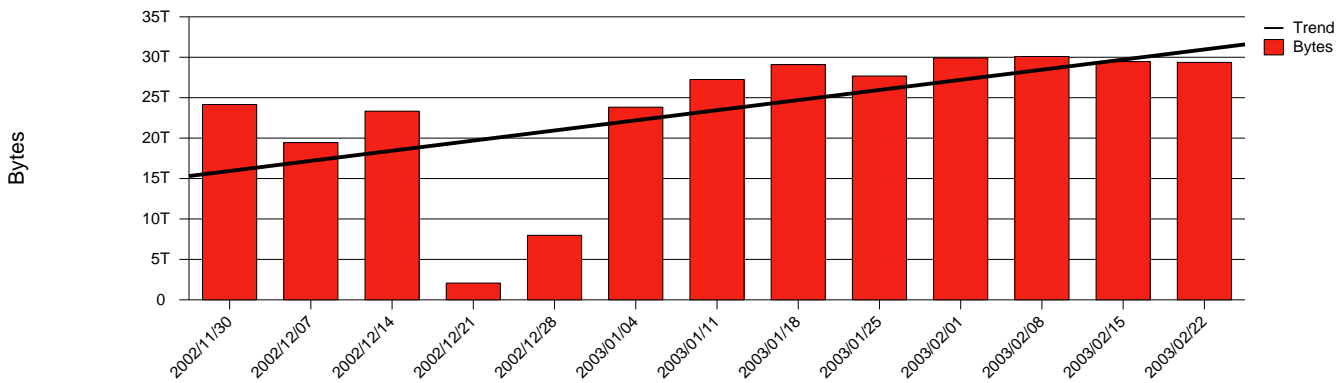


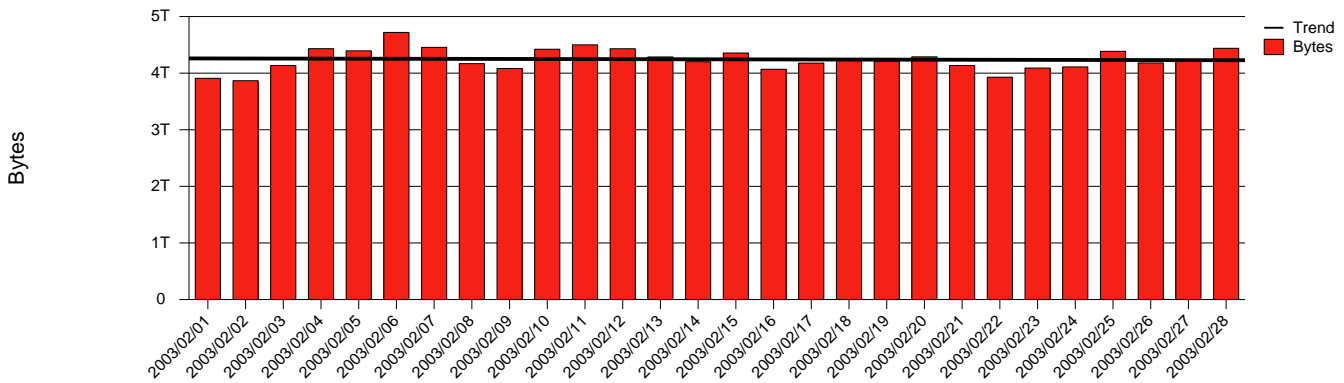
Total Network Volume by Month



Total Network Volume by Week



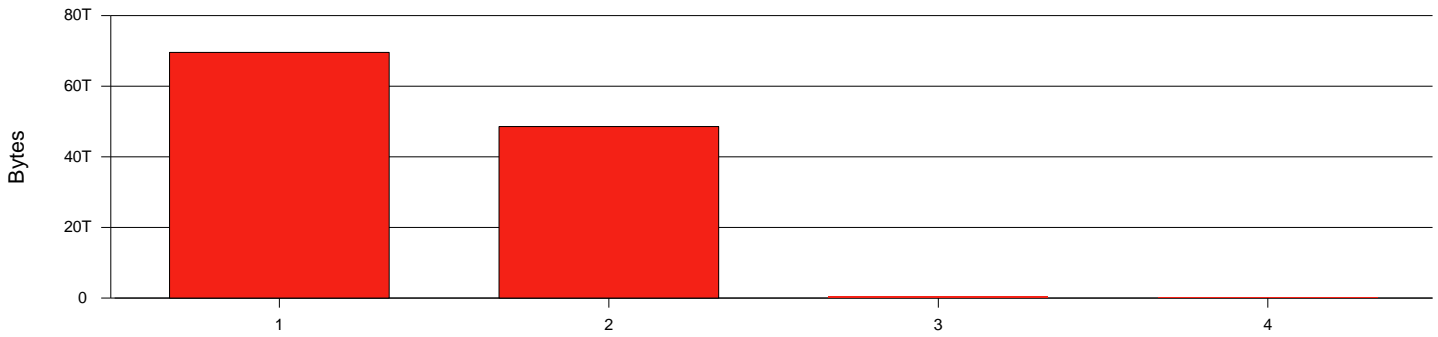
Total Network Volume by Day



Situations to Watch

Rank	Element Name	Variable	Threshold	Monthly Average		Days to (from)
			Value	Actual	Predicted	Threshold
1	umu1-SRP(In)	Volume (Bandwidth %)	80.000	6.464	6.382	Increasing
2	umu1-SRP(Out)	Volume (Bandwidth %)	80.000	9.258	8.435	Increasing
3	umu1-SRP(In)	Errors (% Frames)	5.000	0.000	0.000	Decreasing
4	umu2-SRP(In)	Volume (Bandwidth %)	80.000	0.038	0.424	Decreasing
5	umu2-SRP(In)	Errors (% Frames)	5.000	0.000	0.000	Decreasing
6	umu2-SRP(Out)	Volume (Bandwidth %)	80.000	0.075	0.660	Decreasing

Volume Leaders



Volume Leaders in Bytes

Prior Rank	Rank	Element Name	Speed	Volume		Bandwidth		Health Index	
				Bytes	vs Baseline	Avg	Peak	Avg	Peak
1	1	umu1-SRP(Out)	2.5 Gbs	69.6 T	36.1%	9.3%	19.8%	0.0	0.0
2	2	umu1-SRP(In)	2.5 Gbs	48.6 T	29.3%	6.5%	15.3%	0.0	0.0
3	3	umu2-SRP(Out)	2.5 Gbs	457.0 G	16.0%	0.1%	3.9%	0.0	0.0
4	4	umu2-SRP(In)	2.5 Gbs	231.3 G	345.4%	0.0%	2.1%	0.0	0.0

Health Index Leaders

Prior Rank	Rank	Element Name	Contributor	Health Index		Bandwidth	
				Avg	Peak	Avg	Peak
No elements with nonzero Health Indices were found							

Volume Change Leaders

Prior Rank	Rank	Element Name	Volume	
			Bytes	vs Baseline
1	3	umu2-SRP(In)	231.3 G	345.4%
2	2	umu1-SRP(Out)	69.6 T	36.1%
3	1	umu1-SRP(In)	48.6 T	29.3%
4	4	umu2-SRP(Out)	457.0 G	16.0%

Health Index Change Leaders

Prior Rank	Rank	Element Name	Health Index		
			Avg	Prior	Change
No elements with nonzero Health Index Change were found					