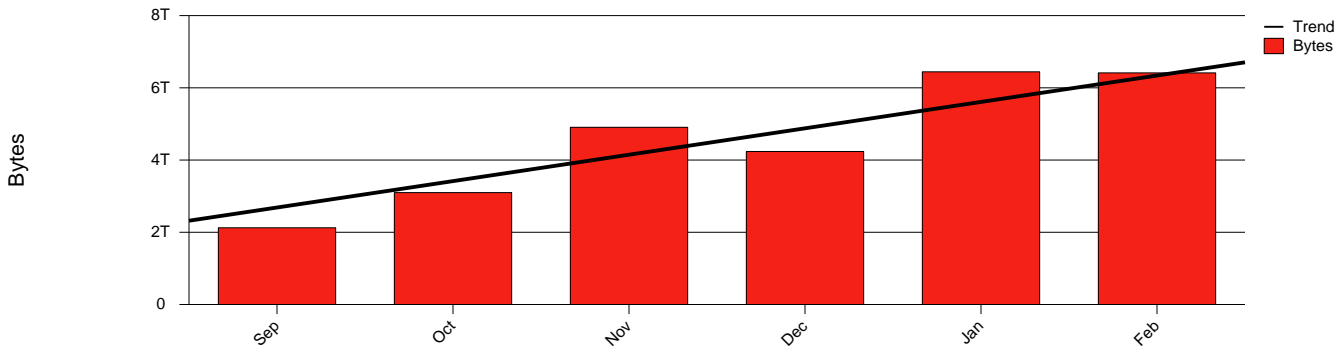
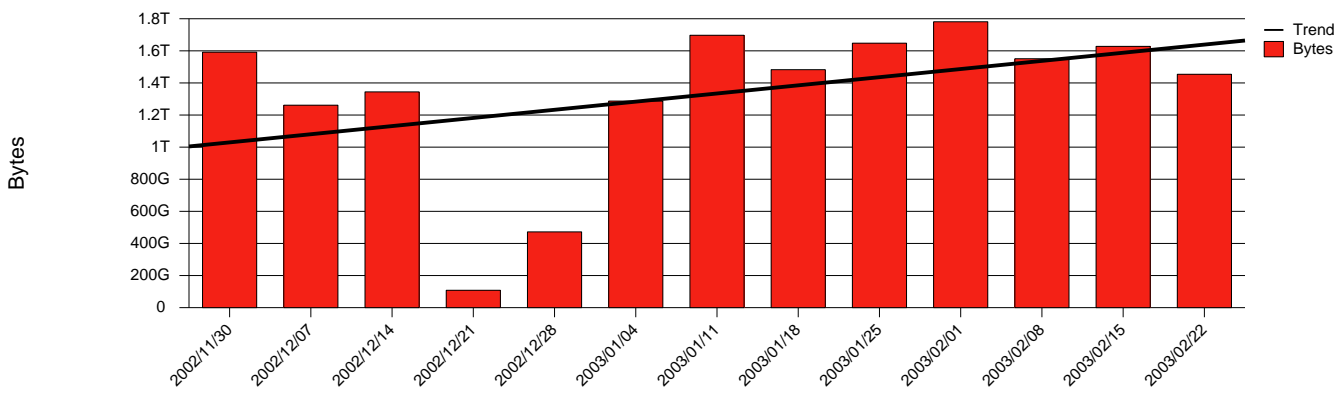


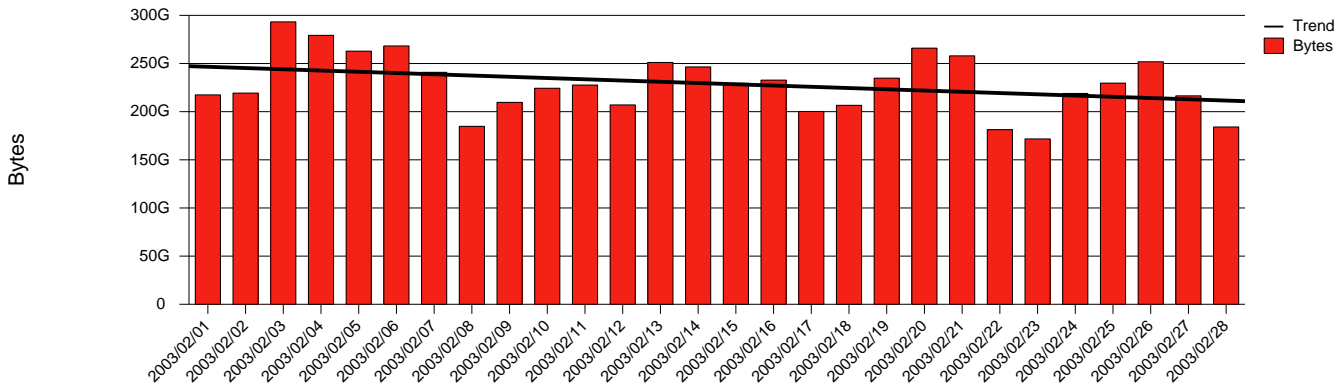
Total Network Volume by Month



Total Network Volume by Week



Total Network Volume by Day



Situations to Watch

| Rank | Element Name | Variable | Threshold | Monthly Average | | Days to (from) |
|------|---------------|----------------------|-----------|-----------------|-----------|----------------|
| | | | Value | Actual | Predicted | Threshold |
| 1 | htu1-SRP(In) | Volume (Bandwidth %) | 80.000 | 0.658 | 0.587 | Increasing |
| 2 | htu1-SRP(Out) | Volume (Bandwidth %) | 80.000 | 0.099 | 0.116 | Increasing |
| 3 | htu2-SRP(In) | Volume (Bandwidth %) | 80.000 | 0.000 | 0.069 | Increasing |
| 4 | htu2-SRP(Out) | Volume (Bandwidth %) | 80.000 | 0.096 | 0.096 | Increasing |
| 5 | htu2-SRP(In) | Errors (% Frames) | 5.000 | 0.006 | 0.001 | Decreasing |
| 6 | htu1-SRP(In) | Errors (% Frames) | 5.000 | 0.000 | 0.000 | Decreasing |