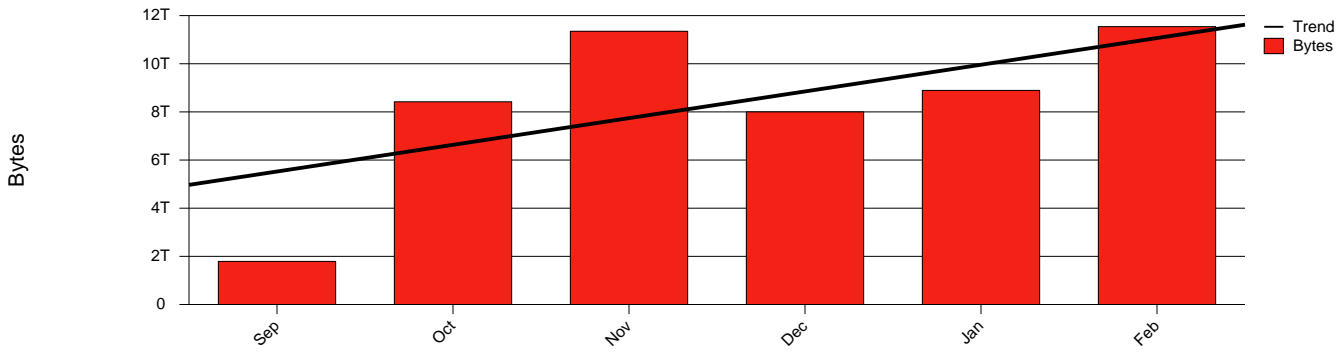
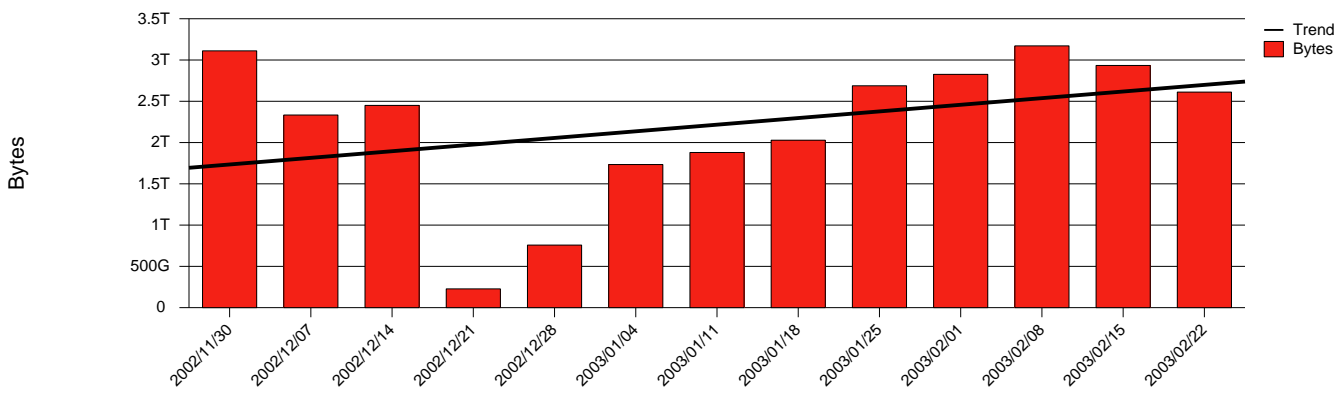


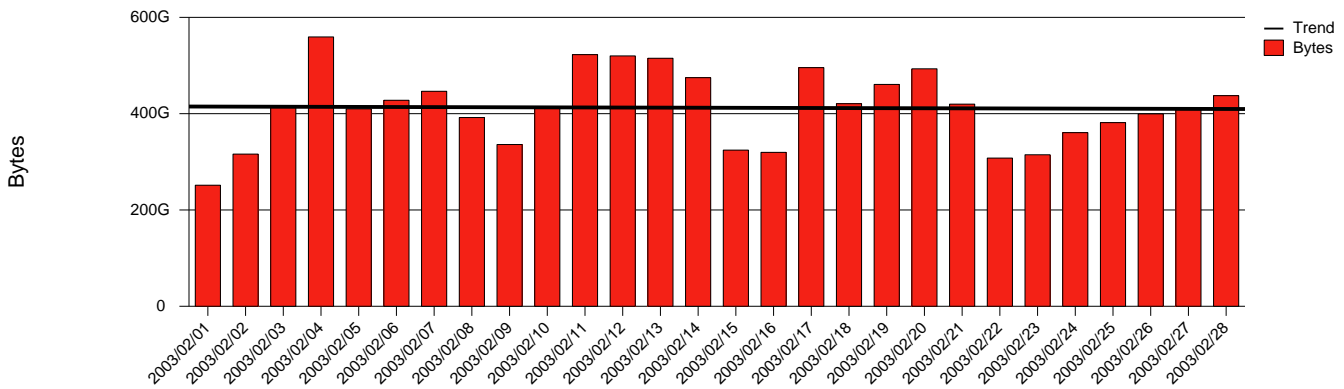
Total Network Volume by Month



Total Network Volume by Week



Total Network Volume by Day



Situations to Watch

Rank	Element Name	Variable	Threshold	Monthly Average		Days to (from)
			Value	Actual	Predicted	Threshold
1	su2-SRP(In)	Volume (Bandwidth %)	80.000	0.224	0.405	Increasing
2	su2-SRP(Out)	Volume (Bandwidth %)	80.000	0.469	0.512	Increasing
3	su1-SRP(Out)	Volume (Bandwidth %)	80.000	0.510	0.490	Increasing
4	su1-SRP(In)	Volume (Bandwidth %)	80.000	0.334	0.199	Decreasing
5	su1-SRP(In)	Errors (% Frames)	5.000	0.000	0.000	Decreasing
6	su2-SRP(In)	Errors (% Frames)	5.000	0.000	0.000	Decreasing