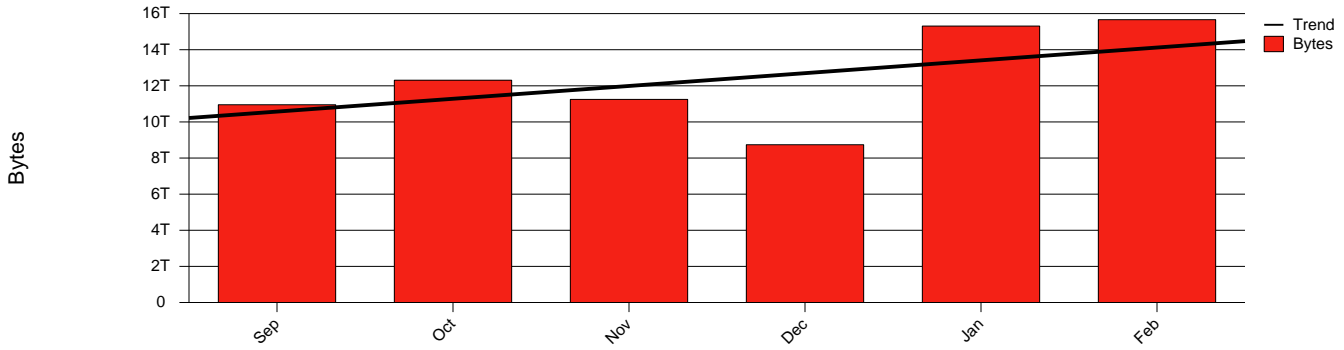
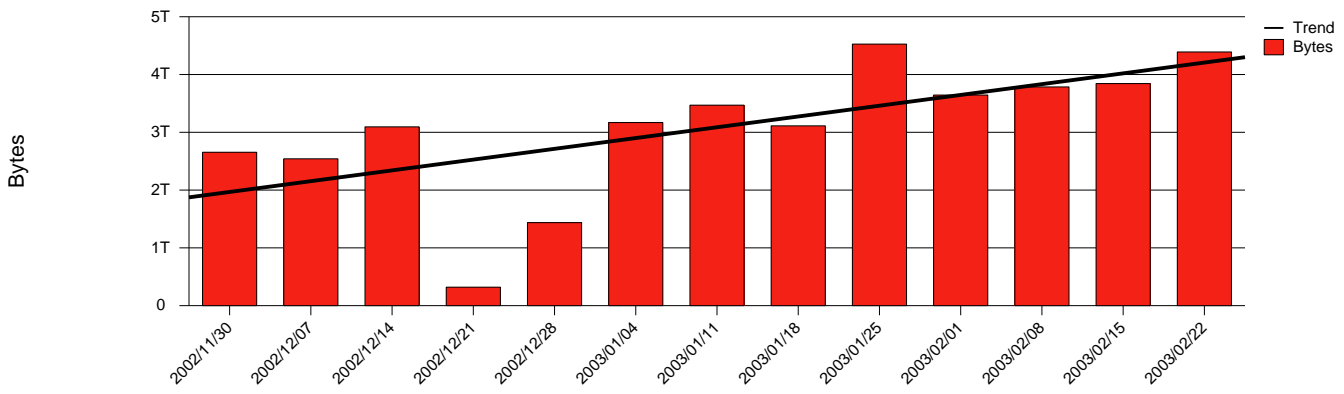


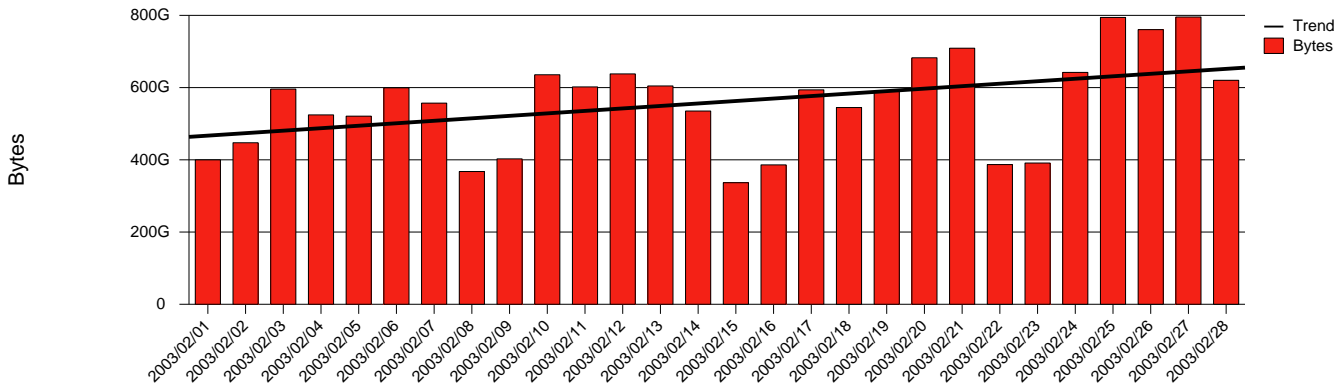
Total Network Volume by Month



Total Network Volume by Week



Total Network Volume by Day



Situations to Watch

Rank	Element Name	Variable	Threshold	Monthly Average		Days to (from) Threshold
			Value	Actual	Predicted	
1	ki1-SRP(In)	Errors (% Frames)	5.000	0.024	6.984	(91)
2	ki2-SRP(Out)	Volume (Bandwidth %)	80.000	0.462	0.321	Increasing
3	ki1-SRP(In)	Volume (Bandwidth %)	80.000	0.603	0.490	Increasing
4	ki2-SRP(In)	Volume (Bandwidth %)	80.000	0.361	0.391	Increasing
5	ki1-SRP(Out)	Volume (Bandwidth %)	80.000	0.663	0.546	Decreasing
6	ki2-SRP(In)	Errors (% Frames)	5.000	0.000	0.034	Decreasing