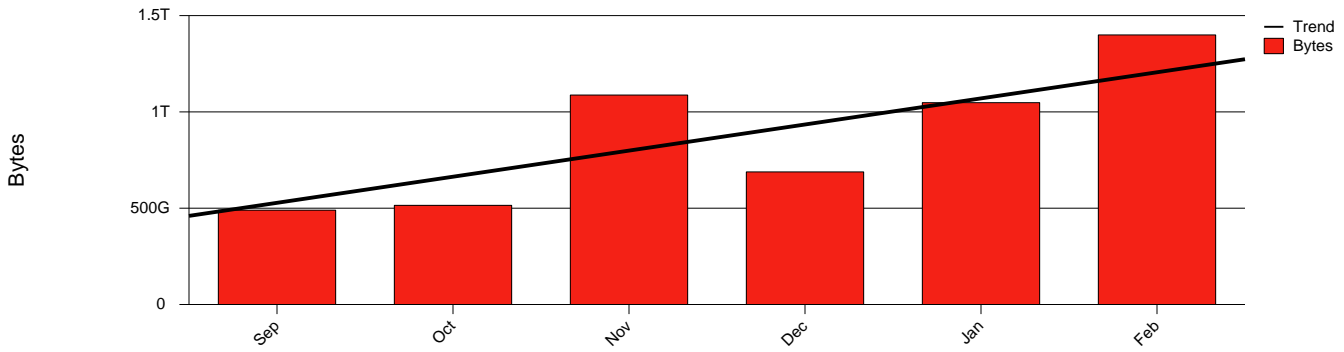
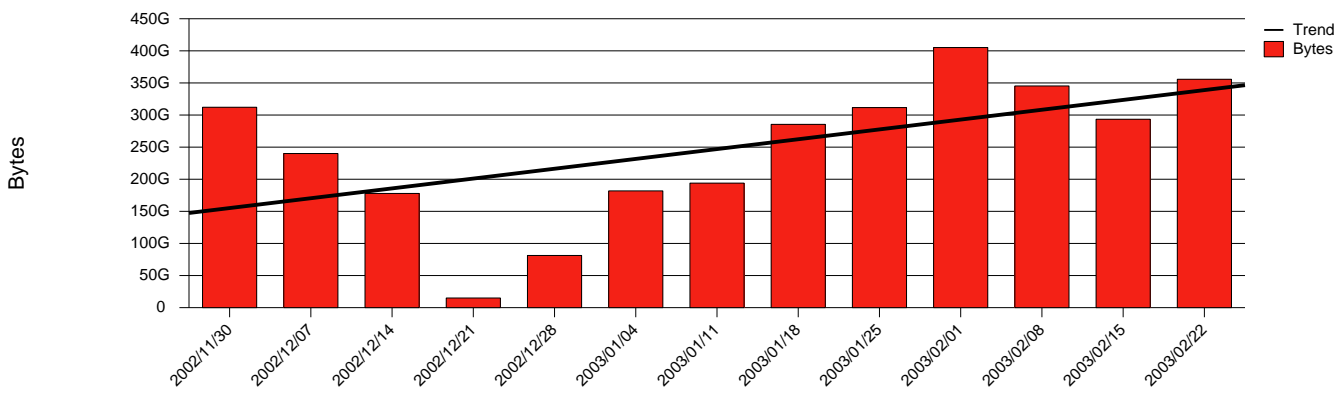


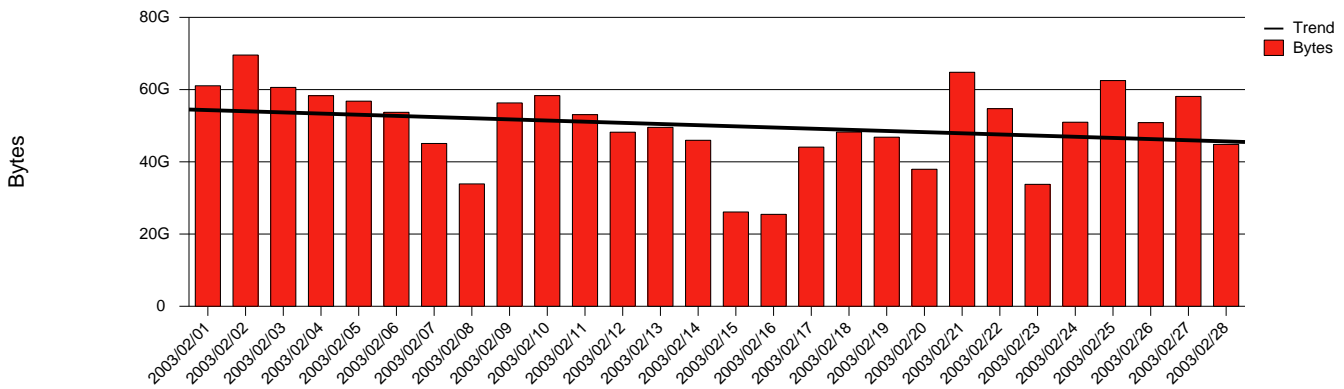
**Total Network Volume by Month**



**Total Network Volume by Week**



**Total Network Volume by Day**



**Situations to Watch**

Rank	Element Name	Variable	Threshold	Monthly Average		Days to (from)
			Value	Actual	Predicted	Threshold
1	hhs2-SRP(In)	Errors (% Frames)	5.000	0.002	0.012	Increasing
2	hhs1-SRP(In)	Errors (% Frames)	5.000	0.000	0.000	Increasing
3	hhs2-SRP(Out)	Volume (Bandwidth %)	80.000	0.000	0.000	Increasing
4	hhs1-SRP(In)	Volume (Bandwidth %)	80.000	0.110	0.090	Decreasing
5	hhs1-SRP(Out)	Volume (Bandwidth %)	80.000	0.075	0.069	Decreasing
6	hhs2-SRP(In)	Volume (Bandwidth %)	80.000	0.001	0.001	Decreasing