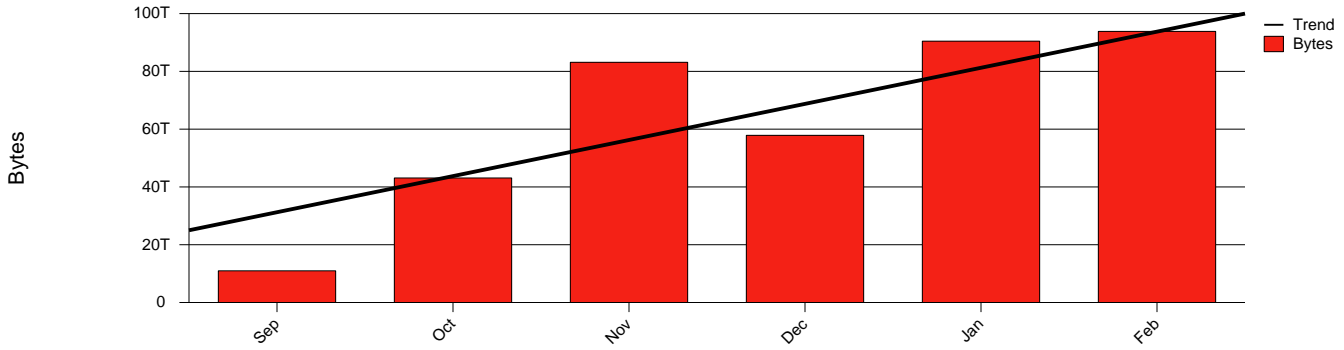
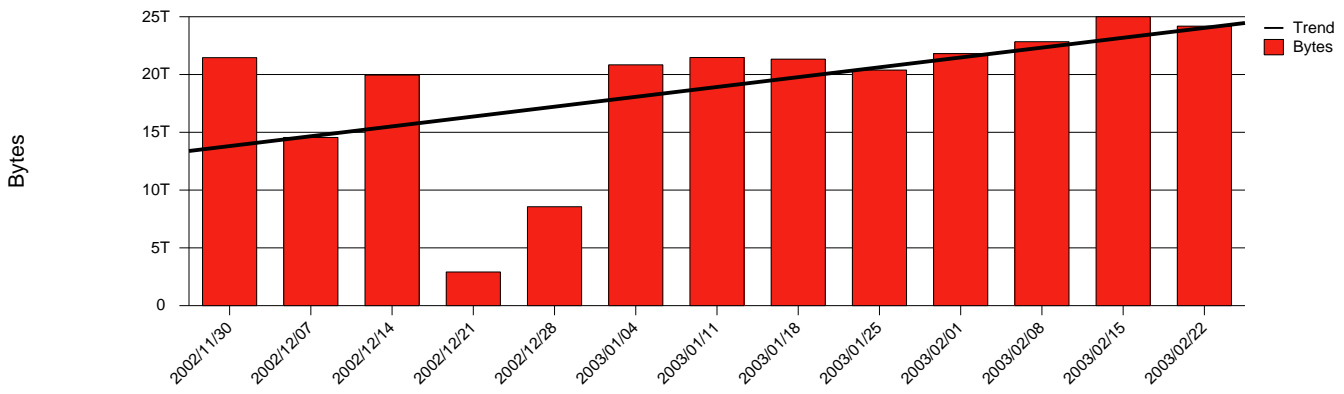


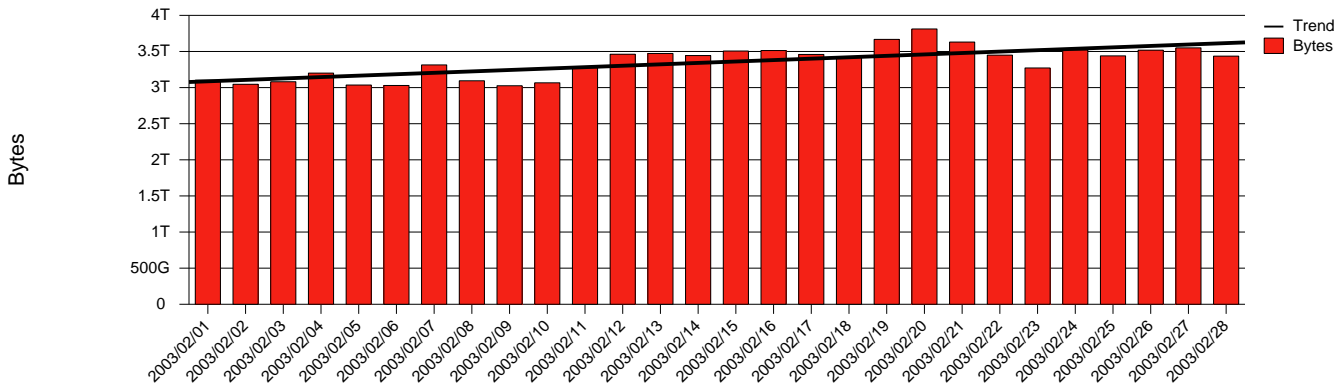
Total Network Volume by Month



Total Network Volume by Week



Total Network Volume by Day



Situations to Watch

Rank	Element Name	Variable	Threshold	Monthly Average		Days to (from)
			Value	Actual	Predicted	Threshold
1	lu2-SRP(In)	Volume (Bandwidth %)	80.000	4.411	4.417	Increasing
2	lu1-SRP(Out)	Volume (Bandwidth %)	80.000	1.117	1.085	Increasing
3	lu1-SRP(In)	Volume (Bandwidth %)	80.000	0.942	0.896	Increasing
4	lu1-SRP(In)	Errors (% Frames)	5.000	0.010	0.008	Increasing
5	lu2-SRP(In)	Errors (% Frames)	5.000	0.000	0.000	Increasing
6	lu2-SRP(Out)	Volume (Bandwidth %)	80.000	6.195	6.246	Decreasing