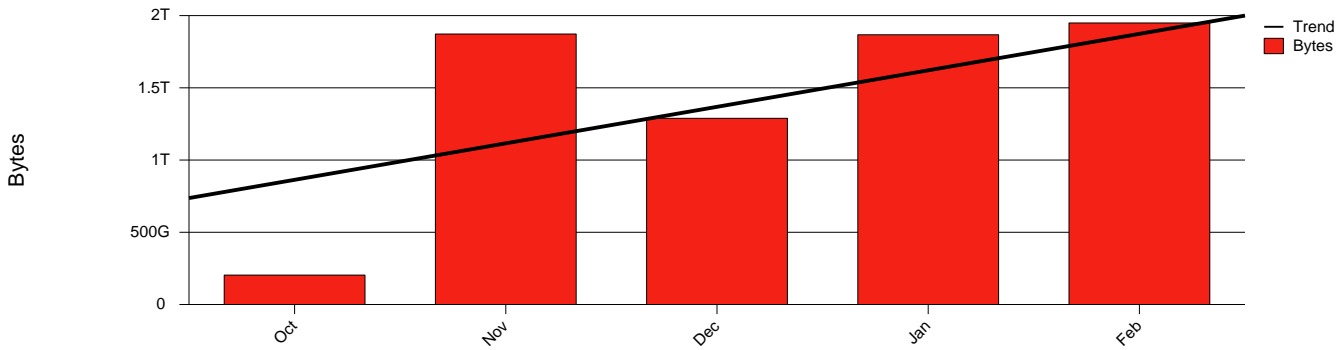
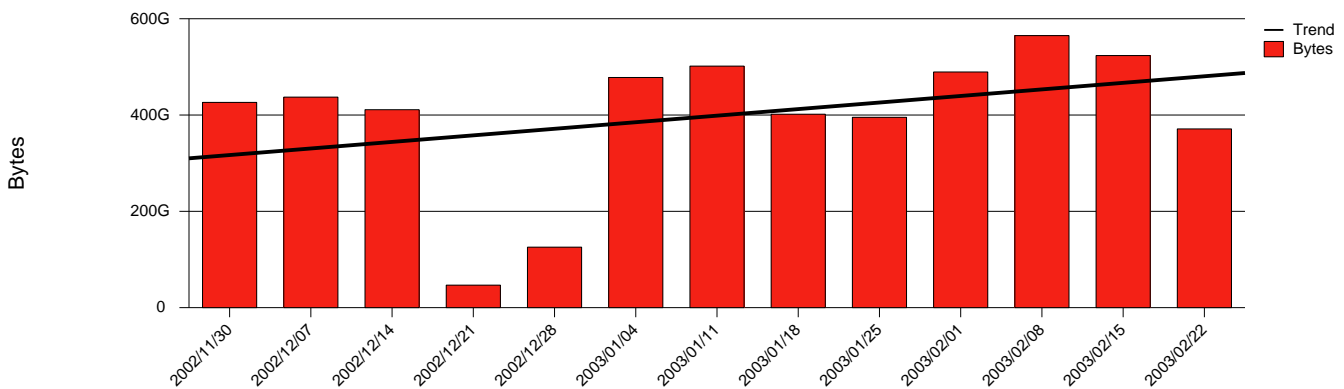


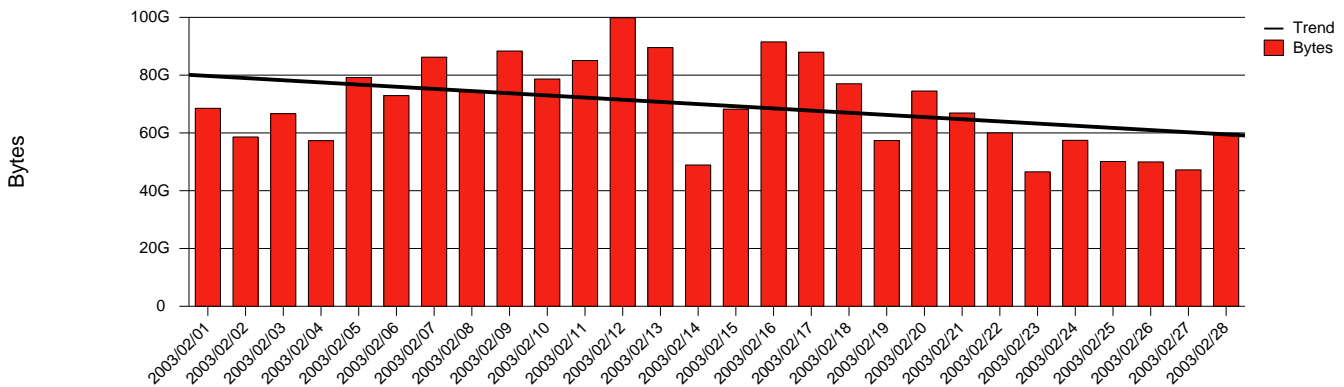
Total Network Volume by Month



Total Network Volume by Week



Total Network Volume by Day



Situations to Watch

Rank	Element Name	Variable	Threshold	Monthly Average		Days to (from) Threshold
			Value	Actual	Predicted	
1	irf2-SRP(In)	Volume (Bandwidth %)	80.000	0.058	0.068	Increasing
2	irf1-SRP(Out)	Volume (Bandwidth %)	80.000	0.167	0.158	Increasing
3	irf2-SRP(Out)	Volume (Bandwidth %)	80.000	0.004	0.002	Increasing
4	irf2-SRP(In)	Errors (% Frames)	5.000	0.000	0.002	Increasing
5	irf1-SRP(In)	Volume (Bandwidth %)	80.000	0.031	0.023	Decreasing
6	irf1-SRP(In)	Errors (% Frames)	5.000	0.000	0.149	Decreasing