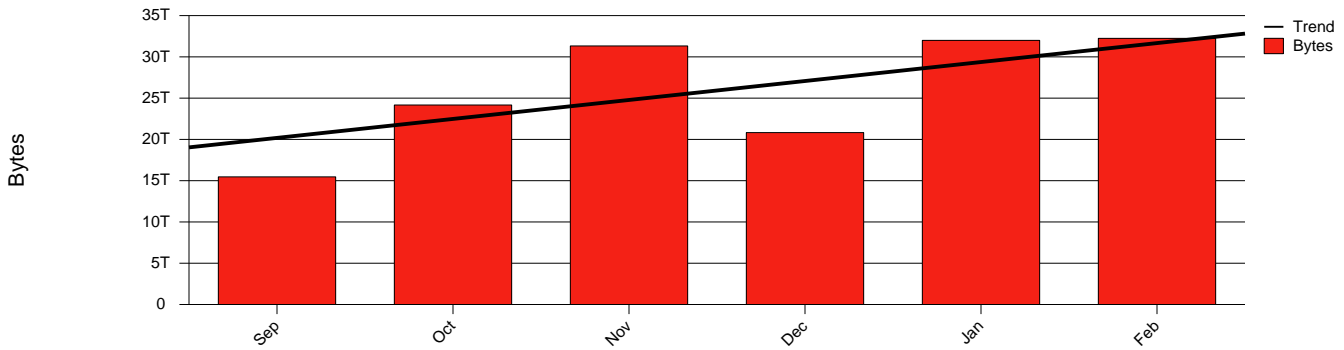
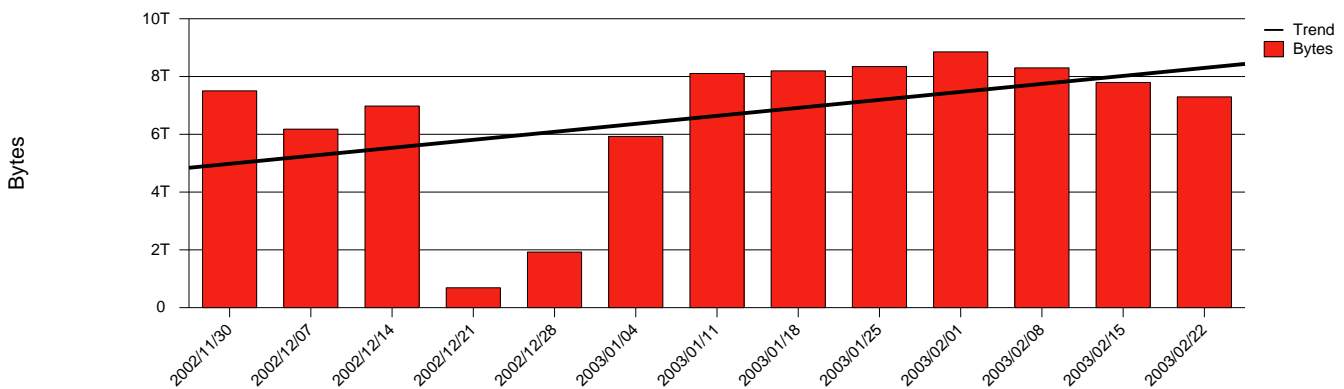


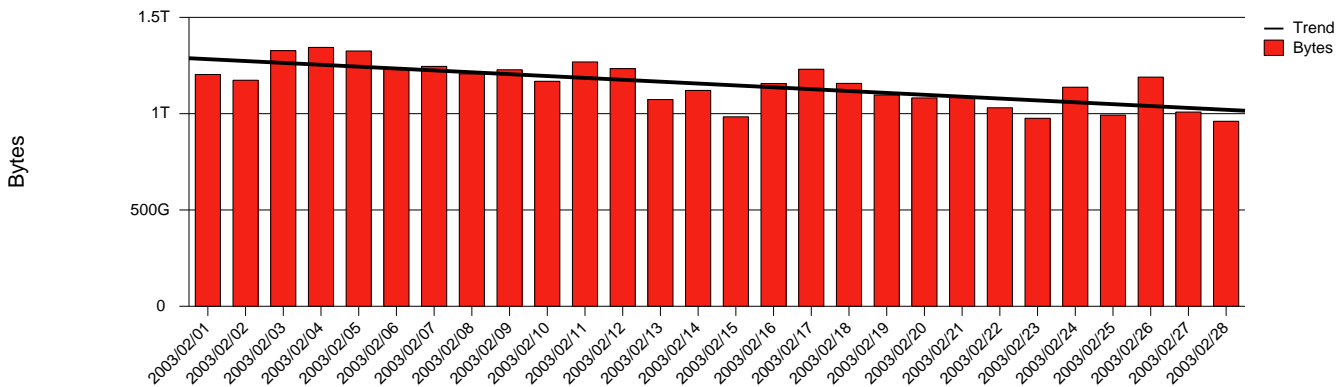
### Total Network Volume by Month



### Total Network Volume by Week



### Total Network Volume by Day



### Situations to Watch

Rank	Element Name	Variable	Threshold	Monthly Average		Days to (from) Threshold
			Value	Actual	Predicted	
1	kau1-SRP(In)	Volume (Bandwidth %)	80.000	1.554	1.507	Increasing
2	kau1-SRP(Out)	Volume (Bandwidth %)	80.000	1.352	1.374	Increasing
3	kau2-SRP(Out)	Volume (Bandwidth %)	80.000	1.351	1.228	Increasing
4	kau2-SRP(In)	Volume (Bandwidth %)	80.000	0.037	0.035	Increasing
5	kau2-SRP(In)	Errors (% Frames)	5.000	0.000	0.000	Decreasing