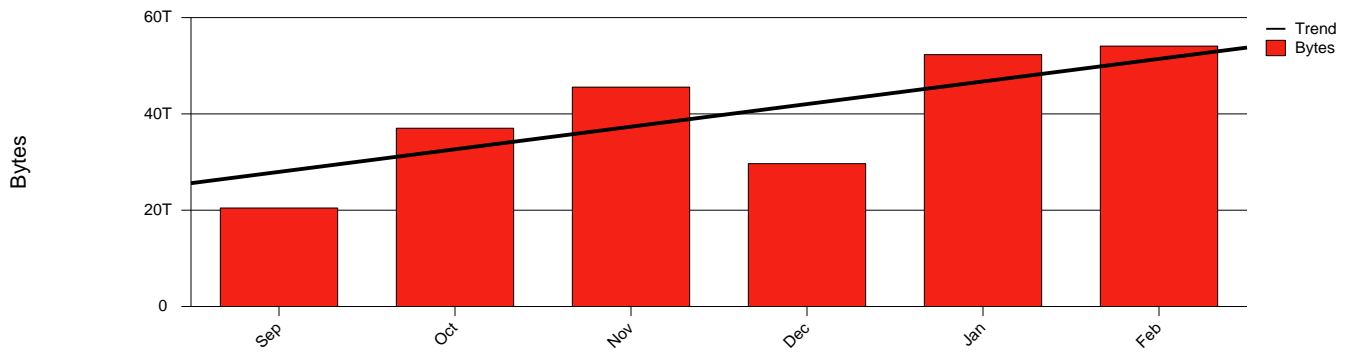
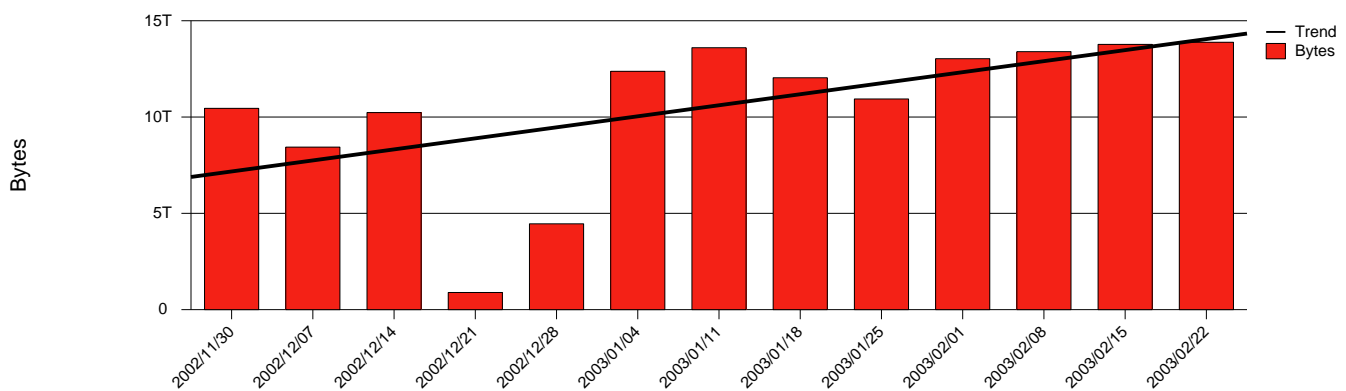


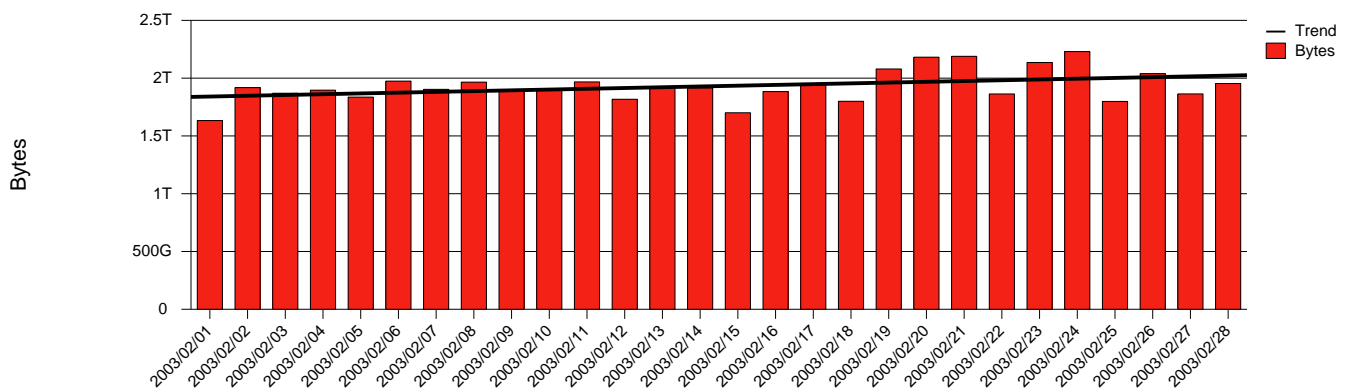
**Total Network Volume by Month**



**Total Network Volume by Week**



**Total Network Volume by Day**



**Situations to Watch**

Rank	Element Name	Variable	Threshold	Monthly Average		Days to (from)
			Value	Actual	Predicted	Threshold
1	hh1-SRP(Out)	Volume (Bandwidth %)	80.000	4.682	4.388	Increasing
2	hh1-SRP(In)	Volume (Bandwidth %)	80.000	2.516	2.515	Increasing
3	hh2-SRP(In)	Errors (% Frames)	5.000	0.024	0.018	Increasing
4	hh2-SRP(In)	Volume (Bandwidth %)	80.000	0.000	0.000	Decreasing
5	hh2-SRP(Out)	Volume (Bandwidth %)	80.000	0.000	0.000	Decreasing
6	hh1-SRP(In)	Errors (% Frames)	5.000	0.000	0.000	Decreasing