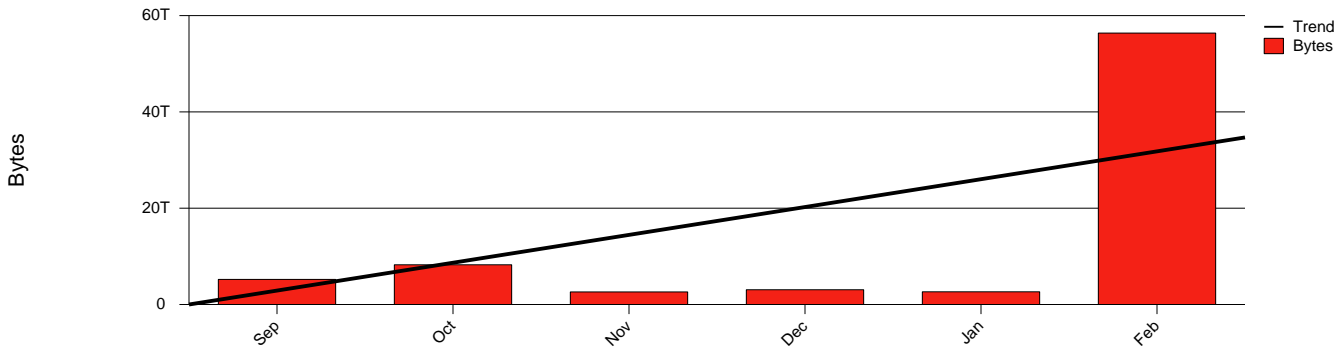
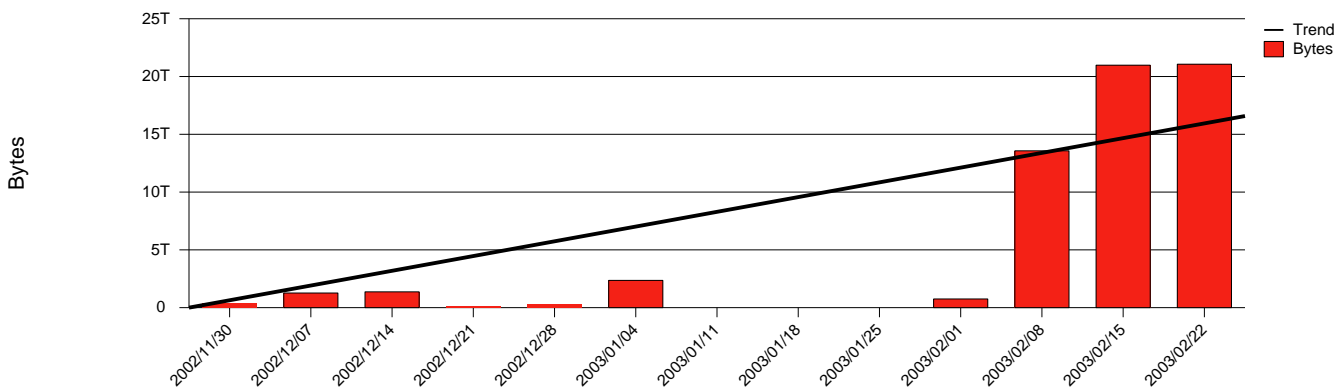


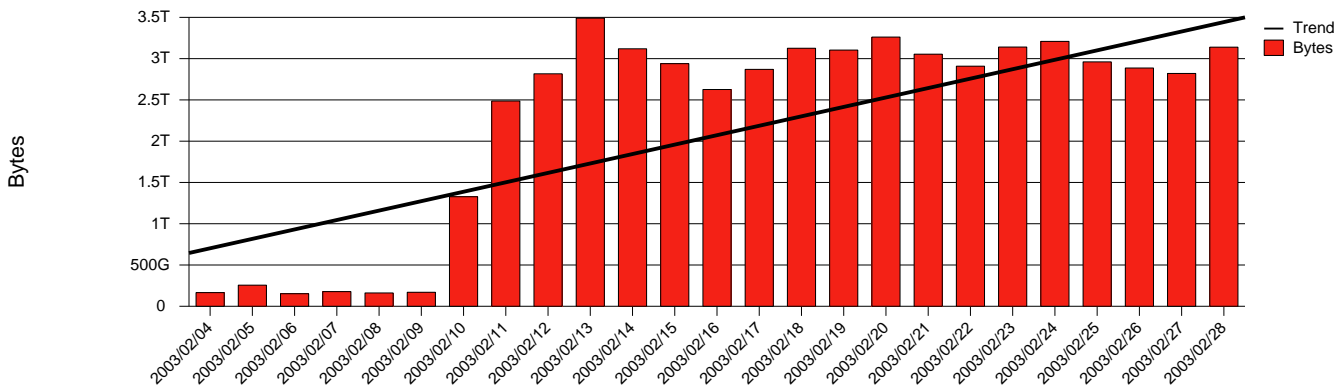
**Total Network Volume by Month**



**Total Network Volume by Week**



**Total Network Volume by Day**



**Situations to Watch**

| Rank | Element Name       | Variable             | Threshold | Monthly Average |           | Days to (from) Threshold |
|------|--------------------|----------------------|-----------|-----------------|-----------|--------------------------|
|      |                    |                      | Value     | Actual          | Predicted |                          |
| 1    | chalmers2-SRP(Out) | Volume (Bandwidth %) | 80.000    | 5.017           | 4.620     | Increasing               |
| 2    | chalmers2-SRP(In)  | Volume (Bandwidth %) | 80.000    | 3.637           | 3.332     | Increasing               |
| 3    | chalmers1-SRP(In)  | Volume (Bandwidth %) | 80.000    | 1.708           | 1.399     | Increasing               |
| 4    | chalmers1-SRP(Out) | Volume (Bandwidth %) | 80.000    | 1.844           | 1.419     | Increasing               |
| 5    | chalmers2-SRP(In)  | Errors (% Frames)    | 5.000     | 0.000           | 0.000     | Increasing               |
| 6    | chalmers1-SRP(In)  | Errors (% Frames)    | 5.000     | 0.000           | 0.000     | Increasing               |
| 7    | chalmers2-SRP(Out) | Discards (% Frames)  | 10.000    | 0.000           | 0.000     | Increasing               |