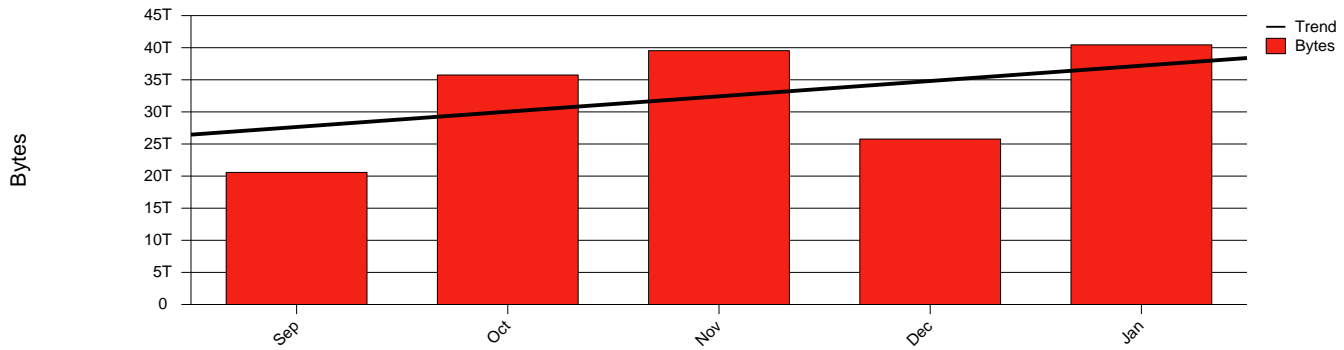
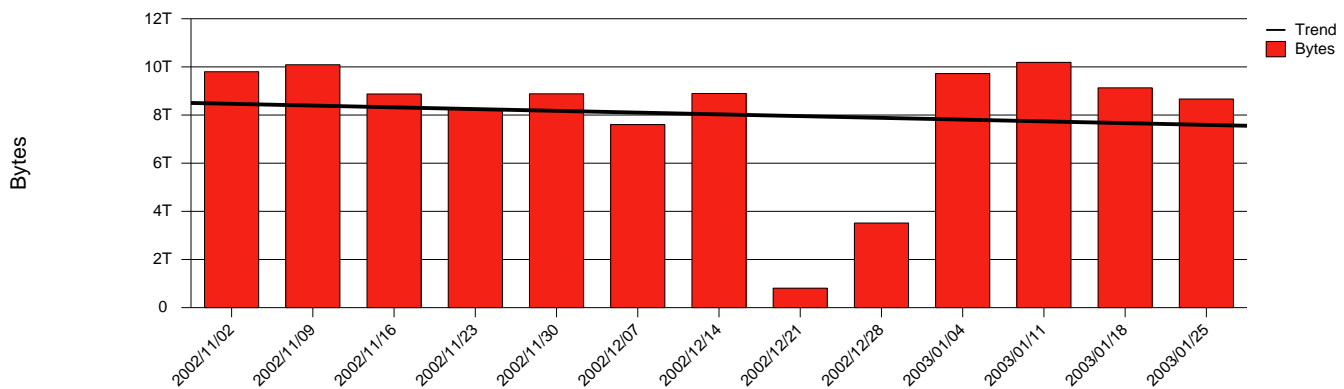


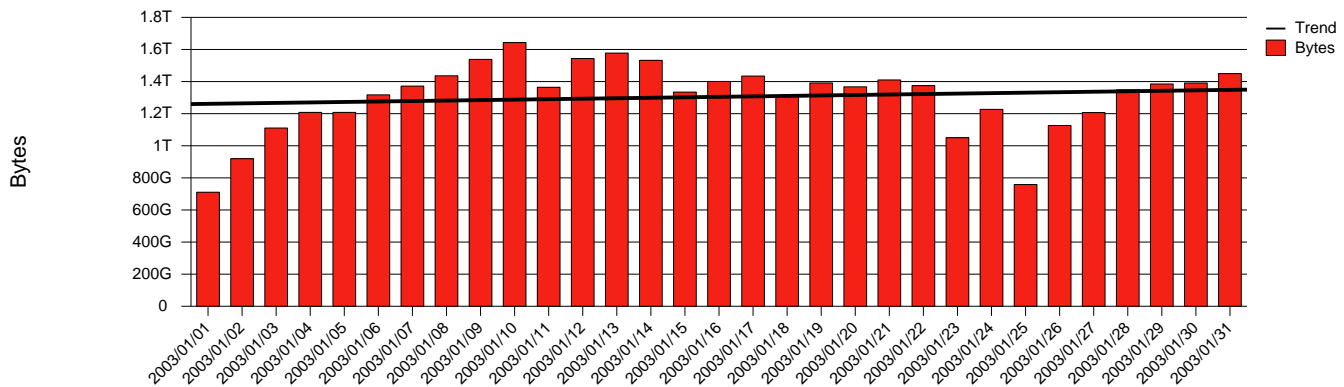
Total Network Volume by Month



Total Network Volume by Week



Total Network Volume by Day

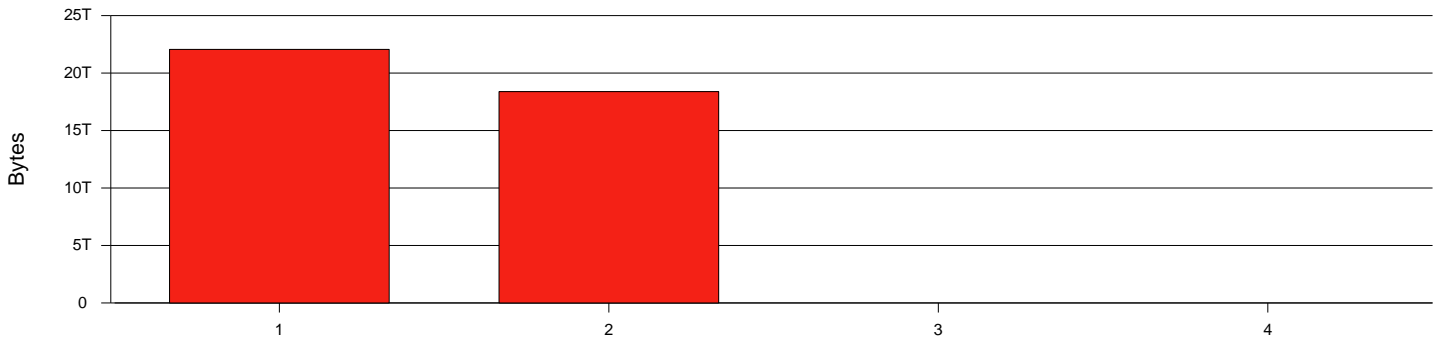


Situations to Watch

Rank	Element Name	Variable	Threshold	Monthly Average		Days to (from)
			Value	Actual	Predicted	Threshold
1	mh1-SRP(In)	Volume (Bandwidth %)	80.000	2.268	2.245	Decreasing
2	mh1-SRP(In)	Errors (% Frames)	5.000	0.000	0.000	Decreasing
3	mh1-SRP(Out)	Volume (Bandwidth %)	80.000	2.721	2.670	Decreasing
4	mh2-SRP(In)	Volume (Bandwidth %)	80.000	0.000	0.000	Decreasing
5	mh2-SRP(In)	Errors (% Frames)	5.000	0.002	0.000	Decreasing
6	mh2-SRP(Out)	Volume (Bandwidth %)	80.000	0.000	0.000	Decreasing

Report for 2003/01/31

Volume Leaders



Volume Leaders in Bytes

Rank	Prior Rank	Element Name	Speed	Volume		Bandwidth		Health Index	
				Bytes	vs Baseline	Avg	Peak	Avg	Peak
1	1	mh1-SRP(Out)	2.5 Gbs	22.1 T	24.8%	2.7%	5.6%	0.0	0.0
2	2	mh1-SRP(In)	2.5 Gbs	18.4 T	24.8%	2.3%	5.7%	0.0	0.0
3	3	mh2-SRP(In)	2.5 Gbs	639.2 M	-59.4%	0.0%	0.0%	0.0	4.0
4	4	mh2-SRP(Out)	2.5 Gbs	423.7 M	-58.7%	0.0%	0.0%	0.0	0.0

Health Index Leaders

Rank	Prior Rank	Element Name	Contributor	Health Index		Bandwidth	
				Avg	Peak	Avg	Peak
1	3	mh2-SRP(In)	Errors	0.0	4.0	0.0%	0.0%

Volume Change Leaders

Rank	Prior Rank	Element Name	Volume	
			Bytes	vs Baseline
1	3	mh2-SRP(In)	639.2 M	-59.4%
2	4	mh2-SRP(Out)	423.7 M	-58.7%
3	1	mh1-SRP(In)	18.4 T	24.8%
4	2	mh1-SRP(Out)	22.1 T	24.8%

Health Index Change Leaders

Rank	Prior Rank	Element Name	Health Index		
			Avg	Prior	Change
1	1	mh2-SRP(In)	0.00	0.00	0.00